

2018 MUNICIPAL DATA SHEET

ADOPTED 04/16/2018

(MUST ACCOMPANY 2018 BUDGET)

MUNICIPALITY: TOWNSHIP OF MIDDLETOWN

COUNTY : MONMOUTH

<u>STEPHANIE C. MURRAY</u>	<u>12/31/2018</u>
Mayor's Name	Term Expires

Municipal Officials	
<u>HEIDI BRUNT</u>	<u>9/20/2004</u>
Municipal Clerk	Date of Orig. Appt.
	<u>C1243</u>
	Cert No.
<u>JUDITH VASSALLO</u>	<u>T1489</u>
Tax Collector	Cert No.
<u>COLLEEN M. LAPP</u>	<u>N0469</u>
Chief Financial Officer	Cert No.
<u>ROBERT W. SWISHER</u>	<u>439</u>
Registered Municipal Accountant	Lic No.
<u>BRIAN M. NELSON</u>	
Municipal Attorney	

Governing Body Members	
Name	Term Expires
<u>ANTHONY P. FIORE</u>	<u>12/31/2020</u>
<u>RICK W. HIBELL</u>	<u>12/31/2019</u>
<u>ANTHONY S. PERRY</u>	<u>12/31/2018</u>
<u>KEVIN M. SETTEMBRINO</u>	<u>12/31/2019</u>

Official Mailing Address of Municipality

TOWNSHIP OF MIDDLETOWN

1 KINGS HIGHWAY

MIDDLETOWN, NJ 07748

Fax # : (732) 615-2117

Please attach this to your 2018 Budget and Mail to:

Director

Division of Local Government Services

Department of Community Affairs

Post Office Box 803

Trenton, New Jersey 08625

Division Use Only

Municode _____

Public Hearing Date _____

**2018
MUNICIPAL BUDGET**

Municipal Budget of the Township of Middletown, County of Monmouth, for the Fiscal Year 2018.

It is hereby certified that the Budget and Capital Budget annexed hereto and hereby made a part hereof is a true copy of the Budget and Capital Budget approved by resolution of the Governing Body on the 19th day of March, 2018 and that public advertisement will be made in accordance with the provisions of N.J.S. 40A:4-6 and N.J.A.C. 5:30-4.4(d).

Certified by me, this 19th day of March, 2018



Clerk

1 KINGS HIGHWAY

Address

MIDDLETOWN, NJ 07748

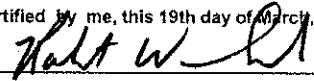
Address

(732) 615-2016

Phone Number

It is hereby certified that the approved Budget annexed hereto and hereby made a part is an exact copy of the original on file with the Clerk of the Governing Body, that all additions are correct, all statements contained herein are in proof and the total of anticipated revenues equals the total of the appropriations

Certified by me, this 19th day of March, 2018



Registered Municipal Accountant

SUPLEE, CLOONEY & COMPANY

308 EAST BROAD STREET

WESTFIELD, NEW JERSEY 07090


Address

908-789-9300

Phone Number

It is hereby certified that the approved Budget annexed hereto and hereby made a part is an exact copy of the original on file with the Clerk of the Governing Body, that all additions are correct, all statements contained herein are in proof and the total of anticipated revenues equals the total of the appropriations and the budget is in full compliance with the Local Budget Law, N.J.S. 40:4-1 et seq.

Certified by me, this 19th day of March, 2018



Chief Financial Officer

DO NOT USE THESE SPACES

CERTIFICATION OF ADOPTED BUDGET

(Do not advertise this certification form)

CERTIFICATION OF APPROVED BUDGET

It is hereby certified that the amount to be raised by taxation for local purposes has been compared with the approved Budget previously certified by me and any changes required as a condition to such approval have been made. The adopted budget is certified with respect to the foregoing only.

STATE OF NEW JERSEY
Department of Community Affairs
Director of the Division of Local Government Services

Dated: _____ 2018 By: _____

It is hereby certified that the Approved Budget made part hereof complies with the requirements of law and approval is given pursuant to N.J.S. 40A:4-79.

STATE OF NEW JERSEY
Department of Community Affairs
Director of the Division of Local Government Services

Dated: _____ 2018 By: _____

COMMENTS OR CHANGES REQUIRED AS A CONDITION OF CERTIFICATION OF DIRECTOR OF LOCAL GOVERNMENT SERVICES

The changes or comments which follow must be considered in connection with further action on this budget.

_____ TOWNSHIP _____ of _____ MIDDLETOWN _____ County of _____ MONMOUTH _____

MUNICIPAL BUDGET NOTICE

SECTION 1.

Municipal Budget of the TOWNSHIP OF MIDDLETOWN, COUNTY OF MONMOUTH for the Fiscal Year 2018

Be It Resolved, that the following statements of revenues and appropriations shall constitute the Municipal Budget for year 2018;

Be it Further Resolved, that said Budget be published in the Two River Times in the issue of March, 30, 2018

The Governing Body of the TOWNSHIP OF MIDDLETOWN does hereby approve the following as the Budget for the year 2018:

RECORDED VOTE

Mayor Murray	{	X	{	{
Fiore	{	X	{	{
Hibell	AYES {	X	NAYS {	ABSENT {
Perry	{	X	{	{
Settembrino	{	X	{	{

Notice is hereby given that the Budget and Tax Resolution was approved by the Township Committee of the Township of Middletown, County of Monmouth on

March 19th, 2018

A Hearing on the Budget and Tax Resolution will be held at the MUNICIPAL BUILDING, on April 16th 2018 at 8 o'clock (p.m.) at which time and place

objections to said Budget and Tax Resolution for the year 2018 may be presented by taxpayers or other interested persons.

EXPLANATORY STATEMENT
SUMMARY OF CURRENT FUND SECTION OF APPROVED BUDGET

	YEAR 2018
GENERAL APPROPRIATIONS FOR:(REFERENCE TO ITEM AND SHEET NUMBER SHOULD BE OMITTED IN ADVERTISED BUDGET)	XXXXXXXXXXXXXX
1. APPROPRIATION WITHIN "CAPS"-	XXXXXXXXXXXXXX
(A) MUNICIPAL PURPOSES {(ITEM H-1, SHEET 19) (N.J.S. 40A:4-45.2)}	62,443,867.46
2. APPROPRIATIONS EXCLUDED FROM "CAPS"	XXXXXXXXXXXXXX
(A) MUNICIPAL PURPOSE {(ITEM H-2,SHEET 28) (N.J.S. 40A:4-45.3 AS AMENDED)}	13,957,319.00
(B) LOCAL DISTRICT SCHOOL PURPOSES IN MUNICIPAL BUDGET (ITEM K,SHEET 29)	0.00
TOTAL GENERAL APPROPRIATIONS EXCLUDED FROM "CAPS" (ITEM O, SHEET 29)	13,957,319.00
3. RESERVE FOR UNCOLLECTED TAXES (ITEM M,SHEET 29) - BASED ON ESTIMATED 99.49% PERCENT OF TAX COLLECTIONS	1,200,000.00
4. TOTAL GENERAL APPROPRIATIONS (ITEM9, SHEET 29)	77,601,186.46
5. LESS: ANTICIPATED REVENUES OTHER THAN CURRENT PROPERTY TAX (ITEM 5,SHEET 11) (i.e. SURPLUS, MISCELLANEOUS REVENUES AND RECEIPTS FROM DELINQUENT TAXES)	20,881,903.48
6.DIFFERENCE: AMOUNT TO BE RAISED BY TAXES FOR SUPPORT OF MUNICIPAL BUDGET (AS FOLLOWS)	XXXXXXXXXXXXXX
(A) LOCAL TAX FOR MUNICIPAL PURPOSES INCLUDING RESERVE FOR UNCOLLECTED TAXES (ITEM 6(a),SHEET 11)	53,102,650.98
(B) ADDITION TO LOCAL DISTRICT SCHOOL TAX (ITEM 6(b), SHEET 11)	0.00
(C) MINIMUM LIBRARY TAX (ITEM 6(c), SHEET 11)	3,616,632.00

EXPLANATORY STATEMENT - (CONTINUED)

SUMMARY OF 2017 APPROPRIATIONS EXPENDED AND CANCELED

	GENERAL BUDGET	WATER UTILITY	UTILITY		EXPLANATIONS OF APPROPRIATIONS FOR "OTHER EXPENSES"
			UTILITY	UTILITY	
BUDGET APPROPRIATIONS - ADOPTED BUDGET	73,657,241.89				
BUDGET APPROPRIATIONS ADDED BY N.J.S. 40A:4-87	741,600.41				The amounts appropriated under the title of "Other Expenses" are for operating costs other than "Salaries & Wages".
EMERGENCY APPROPRIATIONS					
TOTAL APPROPRIATIONS	74,398,842.30				Some of the items included in "Other Expenses" are:
EXPENDITURES:					Materials, supplies and non-bondable equipment;
PAID OR CHARGED (INCLUDING RESERVE FOR UNCOLLECTED TAXES)	68,287,196.48				Repairs and maintenance of buildings, equipment, roads, etc.
RESERVED	4,267,470.95				Contractual services for garbage and trash removal, fire hydrant service, aid to volunteer fire companies, etc.
UNEXPENDED BALANCES CANCELED	1,844,174.87				Printing and advertising, utility services, insurance and many other items essential to the services rendered by municipal government.
TOTAL EXPENDITURES AND UNEXPENDED BALANCES CANCELED	74,398,842.30				
OVEREXPENDITURES*					

* SEE BUDGET APPROPRIATION ITEMS SO MARKED TO THE RIGHT OF COLUMN "EXPENDED 2017 RESERVED."

EXPLANATORY STATEMENT - (CONTINUED)
BUDGET MESSAGE

EMPLOYEE HEALTH BENEFIT CONTRIBUTIONS

Under the terms of the Township's various labor contracts employees are required to make contributions towards their Health Benefits. The following schedule discloses the impact of these contributions on the 2018 Budget:

Projected Group Health Insurance Costs - 2018	\$11,635,000.00
Library Chargeback - 2018	\$550,000.00
Projected Employee Contributions - 2018	<u>\$1,050,000.00</u>
Group Health Insurance Budget Appropriation - 2018	<u>\$10,035,000.00</u>

Also, the "CAPS" may be exceeded if approved by referendum. The actual "CAPS" for this municipality will be reviewed and approved by the Division of Local Government Services in the State Department of Community Affairs, but the calculations upon which this budget was prepared are as follows:

"CAPS" CALCULATIONS

N.J.S.40A:4 - 45.1 et. seq. "The Local Government Cap Law" places limits on municipal expenditures. Commonly referred to as the "CAPS", it is actually calculated by a method established by the law.

In general the actual calculation works as follows. Starting with the figure in the 2017 budget for Total General Appropriations certain 2017 budget figures are subtracted; including the reserve for uncollected taxes, debt service, State and Federal aid, etc. Take the resulting figure and multiply it by 0.50% and this gives you the basic "CAP" or the amount of appropriations increase allowed over the 2017 Total General Appropriations. The Total General Appropriations may also be increased by 3.5%, if prior, to the introduction of the 2017 budget an index rate ordinance is approved by the governing body.

In addition to the increase allowed above, any increase funded by increase valuations from new construction or improvements is also allowed.

Also, the "CAPS" may be exceeded if approved by referendum. The actual "CAPS" for this municipality will be reviewed and approved by the Division of Local Government Services in the State Department of Community Affairs, but the calculations upon which this budget was prepared are as follows:

TOWNSHIP OF MIDDLETOWN

"CAPS" CALCULATIONS

Total General Appropriations for 2017	\$73,657,241.89
Add: Cap Base Adjustment	<u>6,449,300.00</u>
Adjusted Total General Appropriations	\$80,106,541.89
Less Exceptions:	
Total Other Operations	\$4,081,160.00
Total Interlocal Services Agreement	\$886,759.00
Total Public & Private Programs	155,572.00
Total Capital Improvements	1,076,500.00
Total Municipal Debt Service	7,372,987.00
Deferred Charges to Future Taxation	3,491,000.00
Judgments	200,000.00
Reserve for Uncollected Taxes	<u>1,200,000.00</u>
Total Exceptions	<u>18,463,978.00</u>
Amount on Which 3.50% is Applied	61,642,563.89
3.5% "CAP"	<u>2,157,489.74</u>
Allowable Operating Appropriations before Additional Exceptions	
per (N.J.S.A. 40a: 4 - 45.3)	63,800,053.63
Add:	
Increase in Ratables from New Construction & Improvements	197,567.10
Cap Bank	<u>3,502,464.76</u>
Maximum Allowable Appropriations After Modifications	\$67,500,085.48

EXPLANATORY STATEMENT - (CONTINUED)
TOWNSHIP OF MIDDLETOWN
SUMMARY 2018 TAX LEVY "CAPS" CALCULATION

LEVY CAP CALCULATION

PRIOR YEAR AMOUNT TO BE RAISED BY TAXATION FOR MUNICIPAL PURPOSES		47,503,345
CAP BASE ADJUSTMENT (+/-)		6,449,300
LESS: PRIOR YEAR DEFERRED CHARGES TO FUTURE TAXATION UNFUNDED		
LESS: PRIOR YEAR DEFERRED CHARGES: EMERGENCIES		315,449
LESS: PRIOR YEAR RECYCLING TAX		
LESS: CHANGES IN SERVICE PROVIDER: TRANSFER OF SERVICE/ FUNCTION		0
NET PRIOR YEAR TAX LEVY FOR MUNICIPAL PURPOSES FOR CAP CALCULATION		53,637,196
PLUS 2% CAP INCREASE		1,072,744
ADJUSTED TAX LEVY		54,709,940
PLUS: ASSUMPTION OF SERVICE/ FUNCTION		0
ADJUSTED TAX LEVY PRIOR TO EXCLUSIONS		54,709,940
EXCLUSIONS:		
ALLOWABLE SHARED SERVICE AGREEMENTS INCREASE	0	
ALLOWABLE HEALTH INSURANCE COST INCREASE	0	
ALLOWABLE PENSION OBLIGATIONS INCREASE	545,332	
ALLOWABLE LOSAP INCREASE	0	
ALLOWABLE CAPITAL IMPROVEMENTS INCREASE	15,500	
ALLOWABLE DEBT SERVICE, CAPITAL LEASES AND DEBT SERVICE SHARE OF COST INCREASES	1,996,789	
RECYCLING TAX APPROPRIATION	0	
DEFERRED CHARGES TO FUTURE TAXATION UNFUNDED	0	
CURRENT YEAR DEFERRED CHARGES: EMERGENCIES	0	
ADD TOTAL EXCLUSIONS		2,557,621
LESS CANCELLED OR UNEXPENDED EXCLUSIONS		1,752,934
ADJUSTED TAX LEVY		55,514,627
ADDITIONS:		
NEW RATABLES:		
INCREASE IN VALUATIONS (NEW CONSTRUCTION AND ADDITIONS)	44,397,100	
PRIOR YEAR'S LOCAL MUNICIPAL PURPOSE TAX RATE (PER \$100)	0.445	
NEW RATABLE ADJUSTMENT TO LEVY		197,567
CY2015 CAP BANK UTILIZED IN CY 2018		0
CY2016 CAP BANK UTILIZED IN CY 2018		0
CY2017 CAP BANK UTILIZED IN CY 2018		0
AMOUNTS APPROVED BY REFERENDUM		0
MAXIMUM ALLOWABLE AMOUNT TO BE RAISED BY TAXATION		55,712,194
AMOUNT TO BE RAISED BY TAXATION FOR MUNICIPAL PURPOSES		53,102,651

CURRENT FUND - ANTICIPATED REVENUES

GENERAL REVENUES	"FCOA"	ANTICIPATED		REALIZED IN
		2018	2017	CASH IN 2017
1. SURPLUS ANTICIPATED	08-101	6,763,500.00	5,565,000.00	5,565,000.00
2. SURPLUS ANTICIPATED WITH PRIOR WRITTEN CONSENT OF DIRECTOR OF LOCAL GOVERNMENT SERVICES	08-102			
TOTAL SURPLUS ANTICIPATED	08-100	6,763,500.00	5,565,000.00	5,565,000.00
3. MISCELLANEOUS REVENUES - SECTION A: LOCAL REVENUES	XXXXXXXXXX	XXXXXXXXXX	XXXXXXXXXX	XXXXXXXXXX
LICENSES:	XXXXXXXXXX	XXXXXXXXXX	XXXXXXXXXX	XXXXXXXXXX
ALCOHOLIC BEVERAGES	08-103	55,000.00	55,000.00	61,866.00
OTHER	08-104	54,000.00	56,000.00	57,078.75
FEES AND PERMITS	08-105	475,000.00	460,000.00	538,752.35
FINES AND COSTS:	XXXXXXXXXX	XXXXXXXXXX	XXXXXXXXXX	XXXXXXXXXX
MUNICIPAL COURT	08-106	750,000.00	790,000.00	755,129.24
OTHER	08-109			
INTEREST AND COSTS ON TAXES	08-107	225,000.00	225,000.00	276,462.71
INTEREST AND COSTS ON ASSESSMENTS	08-115			
PARKING METERS	08-111			
INTEREST ON INVESTMENTS AND DEPOSITS	08-113	450,000.00	150,000.00	531,962.24
RAILROAD PARKING RECEIPTS	08-111	600,000.00	600,000.00	626,098.65
CABLE FRANCHISE FEES	08-105	377,000.00	142,266.00	142,266.33
VERIZON FIOS FRANCHISE FEES	08-105	563,000.00	532,569.00	532,569.07

CURRENT FUND - ANTICIPATED REVENUES - (CONTINUED)

GENERAL REVENUES	"FCOA"	ANTICIPATED		REALIZED IN CASH IN 2017
		2018	2017	
3.MISCELLANEOUS REVENUES - SECTION A: LOCAL REVENUES (CONTINUED):				
PAYMENT IN LIEU OF TAXES - SENIOR CITIZENS HOUSING CORP.	08-105	305,000.00	290,000.00	534,622.00
EDGEWOOD PARK I -PILOT	08-105	90,000.00	90,000.00	92,775.43
CHAPEL HILL ASSOCIATES - PILOT	08-105	40,000.00	40,000.00	41,173.00
SLOAN KETTRING - PILOT	08-105	165,000.00	155,000.00	166,640.52
VANDERBILT LLC (E&N)	08-105	15,000.00	3,000.00	17,976.64
TOTAL SECTION A: LOCAL REVENUES	08-001	4,164,000.00	3,588,835.00	4,375,372.93

CURRENT FUND - ANTICIPATED REVENUES - (CONTINUED)

GENERAL REVENUES	"FCOA"	ANTICIPATED		REALIZED IN
		2018	2017	CASH IN 2017
3. MISCELLANEOUS REVENUES - SECTION B: STATE AID WITHOUT OFFSETTING APPROPRIATIONS				
TRANSITIONAL AID	09-212			
CONSOLIDATED MUNICIPAL PROPERTY TAX RELIEF AID	09-200			
ENERGY RECEIPTS TAX (P.L. 1997, CHAPTERS 162 & 167)	09-202	6,044,933.00	6,044,933.00	6,044,933.00
WATERSHED MORATORIUM OFFSET	09-200	7,755.00	7,755.00	7,755.00
TOTAL SECTION B: STATE AID WITHOUT OFFSETTING APPROPRIATIONS	09-001	6,052,688.00	6,052,688.00	6,052,688.00

CURRENT FUND - ANTICIPATED REVENUES - (CONTINUED)

GENERAL REVENUES	"FCOA"	ANTICIPATED		REALIZED IN CASH IN 2017
		2018	2017	
3. MISCELLANEOUS REVENUES - SECTION C: DEDICATED UNIFORM CONSTRUCTION CODE FEES OFFSET WITH APPROPRIATIONS (N.J.S. 40A:4-36 AND N.J.A.C 5:23-4.17)	XXXXXXXXXXXX	XXXXXXXXXXXX	XXXXXXXXXXXX	XXXXXXXXXXXX
UNIFORM CONSTRUCTION CODE FEES	08-160	1,850,000.00	2,000,000.00	2,269,770.20
SPECIAL ITEM OF GENERAL REVENUE ANTICIPATED WITH PRIOR WRITTEN CONSENT OF DIRECTOR OF LOCAL GOVERNMENT SERVICES:	XXXXXXXXXXXX	XXXXXXXXXXXX	XXXXXXXXXXXX	XXXXXXXXXXXX
ADDITIONAL DEDICATED UNIFORM CONSTRUCTION CODE FEES OFFSET WITH APPROPRIATIONS (N.J.S. 40A:4-45.3H AND N.J.A.C. 5:23-4.17)	XXXXXXXXXXXX	XXXXXXXXXXXX	XXXXXXXXXXXX	XXXXXXXXXXXX
UNIFORM CONSTRUCTION CODE FEES	08-160			
TOTAL SECTION C: DEDICATED UNIFORM CONSTRUCTION CODE FEES OFFSET WITH APPROPRIATIONS	08-002	1,850,000.00	2,000,000.00	2,269,770.20

CURRENT FUND - ANTICIPATED REVENUES - (CONTINUED)

GENERAL REVENUES	"FCOA"	ANTICIPATED		REALIZED IN CASH IN 2017
		2018	2017	
3. MISCELLANEOUS REVENUES - SECTION D: SPECIAL ITEMS OF GENERAL REVENUE ANTICIPATED WITH PRIOR WRITTEN CONSENT OF THE DIRECTOR OF LOCAL GOVERNMENT SERVICES - INTERLOCAL MUNICIPAL SERVICE AGREEMENTS OFFSET WITH APPROPRIATIONS	XXXXXXXXXX	XXXXXXXXXX	XXXXXXXXXX	XXXXXXXXXX
MIDDLETOWN BOARD OF EDUCATION/ATLANTIC HIGHLANDS INTERLOCAL	11-100	150,000.00	130,000.00	192,507.12
FAIR HAVEN TAX COLLECTOR SHARED SERVICE	11-100	18,000.00	18,000.00	18,000.00
SHREWSBURY SOCIAL SERVICES SHARED SERVICE	11-100		2,500.00	2,500.00
FAIR HAVEN CFO SHARED SERVICE	11-100	60,000.00	60,000.00	60,000.00
FAIR HAVEN QPA SHARED SERVICE	11-100	4,000.00	5,000.00	2,000.00
TOTAL SECTION D: INTERLOCAL MUNICIPAL SERVICE AGREEMENTS OFFSET WITH APPROPRIATIONS	11-001	232,000.00	215,500.00	275,007.12

CURRENT FUND - ANTICIPATED REVENUES - (CONTINUED)

GENERAL REVENUES	"FCOA"	ANTICIPATED		REALIZED IN CASH IN 2017
		2018	2017	
3. MISCELLANEOUS REVENUES - SECTION E: SPECIAL ITEMS OF GENERAL REVENUE ANTICIPATED WITH PRIOR WRITTEN CONSENT OF DIRECTOR OF LOCAL GOVERNMENT SERVICES - ADDITIONAL REVENUES OFFSET WITH APPROPRIATIONS (N.J.S. 40A:4-45.3H):	XXXXXXXXXXXX	XXXXXXXXXXXX	XXXXXXXXXXXX	XXXXXXXXXXXX
TOTAL SECTION E: SPECIAL ITEM OF GENERAL REVENUE ANTICIPATED WITH PRIOR WRITTEN CONSENT OF DIRECTOR OF LOCAL GOVERNMENT SERVICES - ADDITIONAL REVENUES	XXXXXXXXXXXX	XXXXXXXXXXXX	XXXXXXXXXXXX	XXXXXXXXXXXX
	08-003			

CURRENT FUND - ANTICIPATED REVENUES - (CONTINUED)

GENERAL REVENUES	"FCOA"	ANTICIPATED		REALIZED IN
		2018	2017	CASH IN 2017
3. MISCELLANEOUS REVENUES - SECTION F : SPECIAL ITEMS OF GENERAL REVENUE ANTICIPATED WITH PRIOR WRITTEN CONSENT DIRECTOR OF LOCAL GOVERNMENT SERVICES - PUBLIC AND PRIVATE REVENUES OFFSET WITH APPROPRIATIONS:	XXXXXXXXXXXX	XXXXXXXXXXXXXX	XXXXXXXXXXXXXX	XXXXXXXXXXXXXX
EMERGENCY MANAGEMENT GRANT	10-700		9,400.00	9,400.00
2017 UDRIVE. UTEXT. UPAY DISTRACTED DRIVING CRACKDOWN	10-700		5,500.00	5,500.00
RECYCLING TONNAGE GRANT	10-700		115,672.34	115,672.34
DISCOVER NEW JERSEY HISTORY GRANT	10-700		5,000.00	5,000.00
BAYSHORE SATURATION DWI ENFORCEMENT	10-700	16,500.00		
CHAPTER 159-SUPERSTORM SANDY CDBG RECOVERY GRANT	10-700			
CHAPTER 159-YEAR END HOLIDAY CRACKDOWN GRANT	10-700			
CHAPTER 159-BAYSHORE SATURATION DWI ENFORCEMENT	10-700			
CHAPTER 159-CLICK IT OR TICKET	10-700			
CHAPTER 159-PEDESTRIAN SAFETY GRANT	10-700			
CHAPTER 159-BUCKLE UP IN THE PARK	10-700			
CHAPTER 159-MUNICIPAL DEDR GRANT	10-700			
CHAPTER 159-STATE BODY ARMOR REPLACEMENT	10-700			
CHAPTER 159-COMCAST TECHNOLOGY GRANT	10-700			
	10-700			
CHAPTER 159 GRANTS:	10-700			
EMERGENCY MANAGEMENT GRANT	10-700		10,000.00	10,000.00
EMERGENCY MANAGEMENT GRANT	10-700		7,000.00	7,000.00

CURRENT FUND - ANTICIPATED REVENUES - (CONTINUED)

GENERAL REVENUES	"FCOA"	ANTICIPATED		REALIZED IN
		2018	2017	CASH IN 2017
3. MISCELLANEOUS REVENUES - SECTION F: SPECIAL ITEMS OF GENERAL REVENUE ANTICIPATED WITH PRIOR WRITTEN CONSENT DIRECTOR OF LOCAL GOVERNMENT SERVICES - PUBLIC AND PRIVATE REVENUES OFFSET WITH APPROPRIATIONS (CONTINUED) :	XXXXXXXXXXXX	XXXXXXXXXXXX	XXXXXXXXXXXX	XXXXXXXXXXXX
CHAPTER 159 GRANTS CONTINUED				
CLEAN COMMUNITIES GRANT	10-700		149,431.54	149,431.54
SUPERSTORM SANDY CDBG DISASTER RECOVERY GRANT	10-700		19,116.00	19,116.00
POLICE YEAR END HOLIDAY CRACKDOWN GRANT	10-700		5,500.00	5,500.00
POLICE BAYSHORE SATURATION DWI ENFORCEMENT GRANT	10-700		16,500.00	16,500.00
POLICE CLICK IT OR TICKET GRANT	10-700		5,500.00	5,500.00
POLICE PEDESTRIAN SAFETY GRANT	10-700		10,000.00	10,000.00
DRIVE SOBER OR GET PULLED OVER GRANT	10-700		5,500.00	5,500.00
MUNICIPAL ALLIANCE DEDR GRANT	10-700		30,000.00	30,000.00
POLICE BODY ARMOR GRANT	10-700		9,498.65	9,498.65
SAFER GRANT	10-700		136,675.00	136,675.00
SENIOR CITIZEN GRANT	10-700		32,500.00	32,500.00
RECYCLING GRANT	10-700		114,379.22	114,379.22
RECREATIONAL OPPORTUNITIES FOR INDIVIDUALS W/DISABILITIES GRANT	10-700		20,000.00	20,000.00
NJLM SUSTAINABLE JERSEY GRANT	10-700		20,000.00	20,000.00
TC DER MICROGRID PHASE 1 FEASIBILITY STUDY	10-700		150,000.00	150,000.00
TOTAL SECTION F: SPECIAL ITEM OF GENERAL REVENUE ANTICIPATED WITH PRIOR WRITTEN	XXXXXXXXXXXX	XXXXXXXXXXXX	XXXXXXXXXXXX	XXXXXXXXXXXX
CONSENT OF DIRECTOR OF LOCAL GOVERNMENT SERVICES - PUBLIC AND PRIVATE REVENUES	10-001	16,500.00	877,172.75	877,172.75

CURRENT FUND - ANTICIPATED REVENUES - (CONTINUED)

GENERAL REVENUES	"FCOA"	ANTICIPATED		REALIZED IN CASH IN 2017
		2018	2017	
3. MISCELLANEOUS REVENUES - SECTION F: SPECIAL ITEMS OF GENERAL REVENUE ANTICIPATED WITH PRIOR WRITTEN CONSENT DIRECTOR OF LOCAL GOVERNMENT SERVICES - PUBLIC AND PRIVATE REVENUES OFFSET WITH APPROPRIATIONS (CONTINUED) :	XXXXXXXXXXXX	XXXXXXXXXXXX	XXXXXXXXXXXX	XXXXXXXXXXXX
TOTAL SECTION F: SPECIAL ITEM OF GENERAL REVENUE ANTICIPATED WITH PRIOR WRITTEN	XXXXXXXXXXXX	XXXXXXXXXXXX	XXXXXXXXXXXX	XXXXXXXXXXXX
CONSENT OF DIRECTOR OF LOCAL GOVERNMENT SERVICES - PUBLIC AND PRIVATE REVENUES	10-001	16,500.00	877,172.75	877,172.75

CURRENT FUND - ANTICIPATED REVENUES - (CONTINUED)

GENERAL REVENUES	"FCOA"	ANTICIPATED		REALIZED IN
		2018	2017	CASH IN 2017
3. MISCELLANEOUS REVENUES - SECTION G : SPECIAL ITEMS OF GENERAL REVENUE ANTICIPATED WITH PRIOR WRITTEN CONSENT DIRECTOR OF LOCAL GOVERNMENT SERVICES - OTHER SPECIAL ITEMS	XXXXXXXXXXXX	XXXXXXXXXXXX	XXXXXXXXXXXX	XXXXXXXXXXXX
UNIFORM FIRE SAFETY ACT	12-106	85,000.00	70,000.00	88,735.10
CAPITAL FUND SURPLUS	12-106	400,000.00	3,575,000.00	3,575,000.00
RENTAL INCOME	08-105	30,000.00	21,000.00	30,480.53
RENTAL INCOME - TRINITY HALL	08-105			
RENTAL INCOME -MIDDLETOWN EMS	08-105	9,000.00	9,000.00	9,000.00
HOTEL OCCUPANCY TAX	08-108	230,000.00	222,000.00	261,208.58
SEWER AUTHORITY SURPLUS CONTRIBUTION	12-106	457,700.00	440,300.00	440,384.00
FEMA - SANDY	12-106			
FIELDS USER FEES	12-106	180,000.00	190,000.00	184,894.68
CAPITAL RESERVE - NOTE PREMIUM	12-106	16,515.48	30,627.00	30,627.00
RESERVE FOR SALE OF MUNICIPAL ASSETS	12-106		36,214.12	36,214.12
RESERVE FOR POLICE OUTSIDE ADMINISTRATIVE FEE	12-106	370,000.00	421,000.00	421,000.00

CURRENT FUND - ANTICIPATED REVENUES - (CONTINUED)

GENERAL REVENUES	"FCOA"	ANTICIPATED		REALIZED IN CASH IN 2017
		2018	2017	
3. MISCELLANEOUS REVENUES - SECTION G: SPECIAL ITEMS OF GENERAL REVENUE ANTICIPATED WITH PRIOR WRITTEN CONSENT OF DIRECTOR OF LOCAL GOVERNMENT SERVICES - OTHER SPECIAL ITEMS (CONTINUED):	XXXXXXXXXXXX	XXXXXXXXXXXX	XXXXXXXXXXXX	XXXXXXXXXXXX
TOTAL SECTION G: SPECIAL ITEMS OF GENERAL REVENUE ANTICIPATED WITH PRIOR WRITTEN	XXXXXXXXXXXX	XXXXXXXXXXXX	XXXXXXXXXXXX	XXXXXXXXXXXX
CONSENT OF DIRECTOR OF LOCAL GOVERNMENT SERVICES - OTHER SPECIAL ITEMS	08-004	1,778,215.48	5,015,141.12	5,077,544.01

CURRENT FUND - ANTICIPATED REVENUES - (CONTINUED)

GENERAL REVENUES	"FCOA"	ANTICIPATED		REALIZED IN
		2018	2017	CASH IN 2017
SUMMARY OF REVENUES	XXXXXXXXXX	XXXXXXXXXX	XXXXXXXXXX	XXXXXXXXXX
1. SURPLUS ANTICIPATED (SHEET 4, #1)	08-101	6,763,500.00	5,565,000.00	5,565,000.00
2. SURPLUS ANTICIPATED WITH PRIOR WRITTEN CONSENT OF DIRECTOR OF LOCAL GOVERNMENT SERVICES (SHEET 4,#2)	08-102			
3. MISCELLANEOUS REVENUES:	XXXXXXXXXX	XXXXXXXXXX	XXXXXXXXXX	XXXXXXXXXX
TOTAL SECTION A: LOCAL REVENUES	08-001	4,164,000.00	3,588,835.00	4,375,372.93
TOTAL SECTION B: STATE AID WITHOUT OFFSETTING APPROPRIATIONS	09-001	6,052,688.00	6,052,688.00	6,052,688.00
TOTAL SECTION C: DEDICATED UNIFORM CONSTRUCTION CODE FEES OFFSET WITH APPROPRIATIONS	08-002	1,850,000.00	2,000,000.00	2,269,770.20
SPECIAL ITEMS OF GENERAL REVENUE ANTICIPATED WITH PRIOR WRITTEN CONSENT OF				
TOTAL SECTION D: DIRECTOR OF LOCAL GOVERNMENT SERVICES - INTERLOCAL MUNICIPAL SERVICE AGREEMENTS	11-001	232,000.00	215,500.00	275,007.12
SPECIAL ITEMS OF GENERAL REVENUE ANTICIPATED WITH PRIOR WRITTEN CONSENT OF				
TOTAL SECTION E: DIRECTOR OF LOCAL GOVERNMENT SERVICES - ADDITIONAL REVENUES	08-003			
SPECIAL ITEMS OF GENERAL REVENUE ANTICIPATED WITH PRIOR WRITTEN CONSENT OF				
TOTAL SECTION F: DIRECTOR OF LOCAL GOVERNMENT SERVICES - PUBLIC & PRIVATE REVENUES	10-001	16,500.00	877,172.75	877,172.75
SPECIAL ITEMS OF GENERAL REVENUE ANTICIPATED WITH PRIOR WRITTEN CONSENT OF				
TOTAL SECTION G: DIRECTOR OF LOCAL GOVERNMENT SERVICES - OTHER SPECIAL ITEMS	08-004	1,778,215.48	5,015,141.12	5,077,544.01
TOTAL MISCELLANEOUS REVENUES	13-099	14,093,403.48	17,749,336.87	18,927,555.01
4. RECEIPTS FROM DELINQUENT TAXES	15-499	25,000.00	25,000.00	69,515.97
5. SUBTOTAL GENERAL REVENUES (ITEMS 1,2,3 AND 4)	13-199	20,881,903.48	23,339,336.87	24,562,070.98
6. AMOUNT TO BE RAISED BY TAXES FOR SUPPORT OF MUNICIPAL BUDGET:				
A) LOCAL TAX FOR MUNICIPAL PURPOSES INCLUDING RESERVE FOR UNCOLLECTED TAXES	07-190	53,102,850.98	47,503,345.43	XXXXXXXXXX
B) ADDITION TO LOCAL DISTRICT SCHOOL TAX	07-191			XXXXXXXXXX
C) MINIMUM LIBRARY TAX	07-192	3,616,632.00	3,556,160.00	
TOTAL AMOUNT TO BE RAISED BY TAXES FOR SUPPORT OF MUNICIPAL BUDGET	07-199	56,719,282.98	51,059,505.43	52,084,034.38
7. TOTAL GENERAL REVENUES	13-299	77,601,186.46	74,398,842.30	76,646,105.36

CURRENT FUND - APPROPRIATIONS

8. GENERAL APPROPRIATIONS	"FCOA"	APPROPRIATED				EXPENDED 2017	
(A) OPERATIONS-WITHIN "CAPS"		FOR 2018	FOR 2017	FOR 2017 BY EMERGENCY APPROPRIATION	TOTAL FOR 2017 AS MODIFIED BY ALL TRANSFERS	PAID OR CHARGED	RESERVED
GENERAL ADMINISTRATION:							
ADMINISTRATIVE AND EXECUTIVE							
Salaries & Wages	20-100- 1	714,739.00	705,757.00		705,757.00	677,883.10	27,873.90
Other Expenses	20-100- 2	99,000.00	92,250.00		92,250.00	89,740.03	2,509.97
PURCHASING							
Salaries & Wages	20-100- 1	154,461.00	148,067.00		148,067.00	144,268.85	3,798.15
Other Expenses	20-100- 2	3,550.00	3,550.00		3,550.00	2,242.77	1,307.23
TOWNSHIP COMMITTEE							
Salaries & Wages	20-110- 1	16,000.00	16,000.00		16,000.00	15,230.16	769.84
Other Expenses	20-110- 2	7,000.00	4,000.00		4,000.00	3,957.71	42.29
TOWNSHIP CLERK							
Salaries & Wages	20-120- 1	376,349.00	368,931.00		365,331.00	348,916.77	16,414.23
Other Expenses	20-120- 2	101,400.00	117,400.00		117,400.00	112,372.58	5,027.42
ELECTIONS							
Salaries & Wages	20-120- 1	5,000.00	5,000.00		8,600.00	4,873.48	3,726.52
Other Expenses	20-120- 2	25,000.00	25,000.00		25,000.00	17,419.69	7,580.31

CURRENT FUND - APPROPRIATIONS

8. GENERAL APPROPRIATIONS	"FCOA"	APPROPRIATED				EXPENDED 2017	
(A) OPERATIONS WITHIN "CAPS"-(CONTINUED)		FOR 2018	FOR 2017	FOR 2017 BY EMERGENCY APPROPRIATION	TOTAL FOR 2017 AS MODIFIED BY ALL TRANSFERS	PAID OR CHARGED	RESERVED
FINANCIAL ADMINISTRATION							
Salaries & Wages	20-130- 1	540,543.00	472,099.00		472,099.00	464,444.03	7,654.97
Other Expenses	20-130- 2	83,000.00	69,800.00		69,800.00	44,893.87	24,906.13
Audit Services	20-135- 2	98,000.00	103,000.00		97,000.00	89,875.00	7,125.00
DATA PROCESSING							
Salaries & Wages	20-140- 1	335,727.00	327,963.00		327,963.00	323,811.49	4,151.51
Other Expenses	20-140- 2	163,150.00	180,550.00		180,550.00	131,668.76	48,881.24
COLLECTION OF TAXES							
Salaries & Wages	20-145- 1	347,339.00	257,930.00		257,930.00	250,480.93	7,449.07
Other Expenses	20-145- 2	56,925.00	40,885.00		40,885.00	32,515.17	8,369.83
Tax Title Liens & Foreclosed Property	20-145- 2	40,000.00	30,000.00		36,000.00	36,000.00	
ASSESSMENT OF TAXES							
Salaries & Wages	20-150- 1	319,049.00	371,927.00		371,927.00	367,044.32	4,882.68
Other Expenses	20-150- 2	156,350.00	155,350.00		155,350.00	146,720.71	8,629.29
Maintenance of Tax Maps	20-150- 2	25,000.00	15,000.00		15,000.00	4,305.86	10,694.14
LEGAL SERVICES AND COSTS							
Other Expenses	20-155- 2	535,000.00	700,000.00		700,000.00	518,298.30	181,701.70

CURRENT FUND - APPROPRIATIONS

8. GENERAL APPROPRIATIONS	"FCOA"	APPROPRIATED				EXPENDED 2017	
(A) OPERATIONS WITHIN "CAPS"-(CONTINUED)		FOR 2018	FOR 2017	FOR 2017 BY EMERGENCY APPROPRIATION	TOTAL FOR 2017 AS MODIFIED BY ALL TRANSFERS	PAID OR CHARGED	RESERVED
ENGINEERING							
Other Expenses	21-165- 2	75,000.00	75,000.00		75,000.00	15,260.13	59,739.87
PLANNING AND DEVELOPMENT							
Salaries & Wages	21-180- 1	274,689.00	257,841.00		257,841.00	241,387.84	16,453.16
Other Expenses:	21-180- 2	32,350.00	31,750.00		31,750.00	8,968.96	22,781.04
PLANNING BOARD							
Salaries & Wages	21-180- 1	31,428.00	30,370.50		30,370.50	29,766.85	603.65
Other Expenses:	21-180- 2	76,000.00	76,000.00		76,000.00	20,783.50	55,216.50
ZONING BOARD OF ADJUSTMENT							
Salaries & Wages	21-185- 1	31,128.00	30,370.50		30,370.50	29,766.88	603.62
Other Expenses:	21-185- 2	46,000.00	46,000.00		46,000.00	18,805.60	27,194.40
INSURANCE							
General Liability	23-210- 2	776,618.00	755,495.00		755,495.00	713,698.86	41,796.14
Worker's Compensation	23-215- 2	1,131,035.00	1,133,541.00		1,133,541.00	1,133,541.00	
Group Insurance Benefits	23-220- 2	10,035,000.00	10,570,000.00		10,570,000.00	9,581,989.90	988,010.10
PUBLIC SAFETY							
POLICE							
Salaries & Wages	25-240- 1	14,047,584.00	13,763,886.00		13,743,886.00	13,470,563.92	273,322.08
Other Expenses	25-240- 2	608,800.00	669,350.00		689,350.00	633,204.76	56,145.24

CURRENT FUND - APPROPRIATIONS

8. GENERAL APPROPRIATIONS	"FCOA"	APPROPRIATED				EXPENDED 2017	
(A) OPERATIONS WITHIN "CAPS"-(CONTINUED)		FOR 2018	FOR 2017	FOR 2017 BY EMERGENCY APPROPRIATION	TOTAL FOR 2017 AS MODIFIED BY ALL TRANSFERS	PAID OR CHARGED	RESERVED
EMERGENCY MANAGEMENT							
Salaries & Wages	25-252- 1	38,544.00	36,955.00		36,955.00	16,009.39	20,945.61
Other Expenses:	25-252- 2	37,062.00	37,300.00		37,300.00	35,131.63	2,168.37
FIRST AID							
Other Expenses	25-260- 2	80,500.00	90,900.00		90,900.00	75,804.49	15,095.51
Subsidy to First Aid Companies	25-260- 2	200,000.00	200,000.00		200,000.00	200,000.00	
FIRE							
Subsidy to Fire Companies	25-255- 2	247,500.00	247,500.00		247,500.00	247,500.00	
Salaries & Wages	25-265- 1	84,900.00	87,900.00		78,500.00	45,202.93	33,297.07
Other Expenses	25-265- 2	401,800.00	387,250.00		396,650.00	376,584.91	20,065.09
Fire Hydrants	25-445- 2	775,000.00	760,000.00		760,000.00	760,000.00	
UNIFORM FIRE SAFETY							
Salaries & Wages	25-265- 1	144,325.00	154,238.00		154,538.00	137,180.72	17,357.28
Other Expenses	25-265- 2	13,000.00	13,000.00		12,700.00	10,631.63	2,068.37
Uniform Fire Safety Act (Ch 383, PL 1983)	25-265- 1	85,000.00	70,000.00		70,000.00	70,000.00	
PROSECUTOR							
Salaries & Wages	25-275- 1	75,000.00	75,000.00		75,000.00	74,999.86	0.14
Other Expense	25-275- 2	18,000.00	18,000.00		18,000.00	1,800.00	16,200.00

CURRENT FUND - APPROPRIATIONS

8. GENERAL APPROPRIATIONS	"FCOA"	APPROPRIATED				EXPENDED 2017	
(A) OPERATIONS WITHIN "CAPS"-(CONTINUED)		FOR 2018	FOR 2017	FOR 2017 BY EMERGENCY APPROPRIATION	TOTAL FOR 2017 AS MODIFIED BY ALL TRANSFERS	PAID OR CHARGED	RESERVED
DEPT. OF PUBLIC WORKS AND ENGINEERING							
PUBLIC WORKS							
Salaries & Wages	26-290- 1	2,504,872.00	2,300,145.00		2,300,145.00	2,061,885.84	238,259.16
Other Expenses	26-290- 2	755,700.00	775,500.00		775,500.00	716,006.10	59,493.90
Snow Removal	26-290- 2	575,000.00	778,500.00		778,500.00	615,885.64	162,614.36
PARKS							
Salaries & Wages	26-290- 1	1,138,719.00	1,085,090.00		1,060,090.00	1,007,244.58	52,845.42
Other Expenses	26-290- 2	465,300.00	381,800.00		381,800.00	342,235.68	39,564.32
Beach Maintenance	26-290- 2	5,000.00	5,000.00		5,000.00		5,000.00
DPW ADMINISTRATION							
Salaries & Wages	26-290- 1	540,195.00	510,121.00		530,121.00	521,861.21	8,259.79
Other Expenses	26-290- 2	26,200.00	26,100.00		26,100.00	21,049.82	5,050.18
ENVIRONMENTAL COMMISSION							
Other Expenses	26-300- 2						
SOLID WASTE AND RECYCLING							
Salaries & Wages	26-305- 1	229,795.46	186,781.71		186,781.71	166,514.59	20,267.12
Other Expenses	26-305- 2	7,016,000.00	865,200.00		865,200.00	853,504.17	11,695.83

CURRENT FUND - APPROPRIATIONS

8. GENERAL APPROPRIATIONS	"FCOA"	APPROPRIATED				EXPENDED 2017	
(A) OPERATIONS WITHIN "CAPS"-(CONTINUED)		FOR 2018	FOR 2017	FOR 2017 BY EMERGENCY APPROPRIATION	TOTAL FOR 2017 AS MODIFIED BY ALL TRANSFERS	PAID OR CHARGED	RESERVED
MAINTENANCE OF PUBLIC PROPERTY							
Salaries & Wages	26-310- 1	686,996.00	663,793.00		668,793.00	660,221.26	8,571.74
Other Expenses	26-310- 2	478,000.00	460,000.00		460,000.00	403,753.94	56,246.06
FLEET MAINTENANCE							
Salaries & Wages	26-315- 1	613,917.00	582,926.00		582,926.00	548,408.97	34,517.03
Other Expenses	26-315- 2	867,600.00	601,000.00		601,000.00	598,328.86	2,671.14
CONDOMINIUM MAINTENANCE							
Other Expense	26-325- 2	150,000.00	80,000.00		80,000.00	13,876.82	66,123.18
HEALTH AND HUMAN SERVICES							
HEALTH AND WELFARE							
Salaries ad Wages	27-330- 1	252,846.00	270,796.00		270,796.00	238,955.56	31,840.44
Other Expenses	27-330- 2	34,850.00	38,260.00		35,260.00	23,735.70	11,524.30
ALLIANCE							
Salaries and Wages	27-330- 1	94,408.00	59,580.00		59,580.00	32,892.16	26,687.84
Other Expenses	27-330- 2	34,750.00	56,150.00		56,150.00	33,657.81	22,492.19

CURRENT FUND - APPROPRIATIONS

3. GENERAL APPROPRIATIONS (A) OPERATIONS WITHIN "CAPS"-(CONTINUED)	"FCOA"	APPROPRIATED				EXPENDED 2017	
		FOR 2018	FOR 2017	FOR 2017 BY EMERGENCY APPROPRIATION	TOTAL FOR 2017 AS MODIFIED BY ALL TRANSFERS	PAID OR CHARGED	RESERVED
ANIMAL CONTROL							
Salaries and Wages	27-340- 1	15,000.00	64,000.00		64,000.00	41,346.39	22,653.61
Other Expenses	27-340 2	76,750.00					
RECREATION							
RECREATION							
Salaries and Wages	28-370- 1	457,274.00	427,142.00		427,142.00	381,610.35	45,531.65
Other Expenses	28-370- 2	74,345.00	92,900.00		92,900.00	81,500.08	11,399.92

CURRENT FUND - APPROPRIATIONS

8. GENERAL APPROPRIATIONS (A) OPERATIONS WITHIN "CAPS"-(CONTINUED)	"FCOA"	APPROPRIATED				EXPENDED 2017	
		FOR 2018	FOR 2017	FOR 2017 BY EMERGENCY APPROPRIATION	TOTAL FOR 2017 AS MODIFIED BY ALL TRANSFERS	PAID OR CHARGED	RESERVED
OTHER COMMON OPERATING FUNCTIONS:							
RAILROAD PARKING LEASE	30-410- 2	120,000.00	120,000.00		120,000.00	116,100.00	3,900.00
EMPLOYEE ACCUMULATED LEAVE	30-415- 1	500,000.00	500,000.00		500,000.00		500,000.00
SICK TIME BUY BACK	30-415- 1	250,000.00	250,000.00		250,000.00	181,717.14	68,282.86

CURRENT FUND - APPROPRIATIONS

8. GENERAL APPROPRIATIONS	"FCOA"	APPROPRIATED				EXPENDED 2017	
(A) OPERATIONS WITHIN "CAPS"-(CONTINUED)		FOR 2018	FOR 2017	FOR 2017 BY EMERGENCY APPROPRIATION	TOTAL FOR 2017 AS MODIFIED BY ALL TRANSFERS	PAID OR CHARGED	RESERVED
UTILITY EXPENSES AND BULK PURCHASES:							
ELECTRIC	31-430- 2	470,000.00	470,000.00		470,000.00	464,473.43	5,526.57
STREET LIGHTING	31-435- 2	750,000.00	750,000.00		750,000.00	723,875.00	26,125.00
TELEPHONE	31-440- 2	603,000.00	583,000.00		583,000.00	536,906.36	46,093.64
WATER	31-445- 2	175,000.00	180,000.00		180,000.00	167,596.60	12,403.40
NATURAL GAS	31-446- 2	245,000.00	245,000.00		245,000.00	235,665.89	9,334.11
HEATING OIL	31-447- 2	15,000.00	16,000.00		16,000.00	11,519.56	4,480.44
SEWERAGE PROCESSING AND DISPOSAL	31-455- 2	16,600.00	16,600.00		16,600.00	15,500.00	1,100.00
FUEL	31-460- 2	615,000.00	615,000.00		615,000.00	546,023.96	68,976.04

CURRENT FUND - APPROPRIATIONS

8. GENERAL APPROPRIATIONS	"FCOA"	APPROPRIATED				EXPENDED 2017	
(A) OPERATIONS WITHIN "CAPS"-(CONTINUED)		FOR 2018	FOR 2017	FOR 2017 BY EMERGENCY APPROPRIATION	TOTAL FOR 2017 AS MODIFIED BY ALL TRANSFERS	PAID OR CHARGED	RESERVED
UNIFORM CONSTRUCTION CODE- APPROPRIATIONS OFFSET BY DEDICATED REVENUES (N.J.A.C. 5:23-4.17)	XXXXXXXXXX XXXXXXXXXX	XXXXXXXXXXXXXX XXXXXXXXXXXXXX	XXXXXXXXXXXXXX XXXXXXXXXXXXXX	XXXXXXXXXXXXXX XXXXXXXXXXXXXX	XXXXXXXXXXXXXX XXXXXXXXXXXXXX	XXXXXXXXXXXXXX XXXXXXXXXXXXXX	XXXXXXXXXXXXXX XXXXXXXXXXXXXX
STATE UNIFORM CONSTRUCTION CODE							
CONSTRUCTION OFFICIAL:							
Salaries & Wages	22-195- 1	1,291,817.00	1,268,946.00		1,268,946.00	1,232,984.47	35,961.53
Other Expenses	22-195- 2	46,300.00	23,800.00		23,800.00	16,061.81	7,738.19

CURRENT FUND - APPROPRIATIONS

8. GENERAL APPROPRIATIONS	"FCOA"	APPROPRIATED				EXPENDED 2017	
(A) OPERATIONS WITHIN "CAPS"-(CONTINUED)		FOR 2018	FOR 2017	FOR 2017 BY EMERGENCY APPROPRIATION	TOTAL FOR 2017 AS MODIFIED BY ALL TRANSFERS	PAID OR CHARGED	RESERVED
MUNICIPAL COURT:	43-490						
Salaries & Wages	43-490- 1	507,581.00	466,979.00		466,979.00	442,796.61	24,182.39
Other Expenses	43-490- 2	42,475.00	39,600.00		39,600.00	23,649.92	15,950.08
PUBLIC DEFENDER (P.L. 1997, C. 256)	43-495						
Salaries & Wages	43-495- 1	30,000.00	20,000.00		20,000.00	2,307.69	17,692.31
TOTAL OPERATIONS (ITEMS 8(A)) WITHIN "CAPS"	34-199	56,340,135.46	49,703,815.71		49,700,815.71	45,857,201.31	3,843,614.40
B. CONTINGENT	35-470- 2	20,000.00	20,000.00	XXXXXXXXXXXX	20,000.00		
TOTAL OPERATIONS INCLUDING CONTINGENT- WITHIN "CAPS"	34-201	56,360,135.46	49,723,815.71		49,720,815.71	45,857,201.31	3,843,614.40
DETAIL:							
SALARIES & WAGES	34-201-1	26,735,225.46	25,836,534.71		25,807,434.71	24,232,578.34	1,574,856.37
OTHER EXPENSES (INCLUDING CONTINGENT)	34-201-2	29,624,910.00	23,887,281.00		23,913,381.00	21,624,622.97	2,268,758.03

CURRENT FUND - APPROPRIATIONS

8. GENERAL APPROPRIATIONS	"FCOA"	APPROPRIATED				EXPENDED 2017	
		FOR 2018	FOR 2017	FOR 2017 BY EMERGENCY APPROPRIATION	TOTAL FOR 2017 AS MODIFIED BY ALL TRANSFERS	PAID OR CHARGED	RESERVED
(E) DEFERRED CHARGES AND STATUTORY EXPENDITURES- MUNICIPAL WITHIN "CAPS"	XXXXXX	XXXXXXXXXXXXXX	XXXXXXXXXXXXXX	XXXXXXXXXX	XXXXXXXXXXXXXX	XXXXXXXXXXXXXX	XXXXXXXXXXXXXX
(1) DEFERRED CHARGES	XXXXXX	XXXXXXXXXXXXXX	XXXXXXXXXXXXXX	XXXXXXXXXX	XXXXXXXXXXXXXX	XXXXXXXXXXXXXX	XXXXXXXXXXXXXX
EMERGENCY AUTHORIZATIONS	46-870- 2			XXXXXXXXXX			XXXXXXXXXXXXXX
				XXXXXXXXXX			XXXXXXXXXXXXXX
DEFERRED CHARGE-PRIOR YEAR BILL- 2015AT&T	46-870- 2		111.23	XXXXXXXXXX	111.23	111.23	XXXXXXXXXXXXXX
DEFERRED CHARGE-PRIOR YEAR BILL-2014 MONOC	46-870- 2		500.00	XXXXXXXXXX	500.00	500.00	XXXXXXXXXXXXXX
DEFERRED CHARGE-PRIOR YEAR BILL-2014 MASTRIANI	46-870- 2			XXXXXXXXXX			XXXXXXXXXXXXXX
DEFERRED CHARGE-PRIOR YEAR BILL-2012 VERIZON	46-870- 2		1,481.61	XXXXXXXXXX	1,481.61	1,481.61	XXXXXXXXXXXXXX
				XXXXXXXXXX			XXXXXXXXXXXXXX
				XXXXXXXXXX			XXXXXXXXXXXXXX
				XXXXXXXXXX			XXXXXXXXXXXXXX
				XXXXXXXXXX			XXXXXXXXXXXXXX
				XXXXXXXXXX			XXXXXXXXXXXXXX
				XXXXXXXXXX			XXXXXXXXXXXXXX
				XXXXXXXXXX			XXXXXXXXXXXXXX
				XXXXXXXXXX			XXXXXXXXXXXXXX
				XXXXXXXXXX			XXXXXXXXXXXXXX
				XXXXXXXXXX			XXXXXXXXXXXXXX

CURRENT FUND - APPROPRIATIONS

8. GENERAL APPROPRIATIONS	"FCOA"	APPROPRIATED				EXPENDED 2017	
		FOR 2018	FOR 2017	FOR 2017 BY EMERGENCY APPROPRIATION	TOTAL FOR 2017 AS MODIFIED BY ALL TRANSFERS	PAID OR CHARGED	RESERVED
(E) DEFERRED CHARGES AND OTHER STATUTORY EXPENDITURES- MUNICIPAL WITHIN "CAPS" (CONTINUED)	XXXXXX	XXXXXXXXXXXXXXXX	XXXXXXXXXXXXXXXX	XXXXXXXXXX	XXXXXXXXXXXXXXXX	XXXXXXXXXXXXXXXX	XXXXXXXXXXXXXXXX
(2) STATUTORY EXPENDITURES:	XXXXXX	XXXXXXXXXXXXXXXX	XXXXXXXXXXXXXXXX	XXXXXXXXXX	XXXXXXXXXXXXXXXX	XXXXXXXXXXXXXXXX	XXXXXXXXXXXXXXXX
CONTRIBUTION TO:							
PUBLIC EMPLOYEES RETIREMENT SYSTEM	36-471- 2	1,430,699.00	1,307,247.00		1,307,247.00	1,282,690.00	24,557.00
SOCIAL SECURITY SYSTEM (O.A.S.I.)	36-472- 2	1,229,283.00	1,263,775.00		1,263,775.00	1,053,373.12	210,401.88
CONSOLIDATED POLICE AND FIREMEN'S PENSION FUND	36-474- 2						
POLICE & FIREMEN'S RETIRE SYSTEM OF N.J.	36-475- 2	3,192,945.00	2,691,000.00		2,691,000.00	2,690,062.00	938.00
UNEMPLOYMENT INSURANCE ACCOUNT	23-225- 2	150,805.00	150,333.00		150,333.00	139,222.91	11,110.09
DEFINED BENEFIT CONTRIBUTION PLAN	36-477- 2	80,000.00	55,000.00		55,000.00	54,999.00	1.00
TOTAL DEFERRED CHARGED & STATUTORY EXPENDITURES-MUNICIPAL WITHIN "CAPS"	34-209	6,083,732.00	5,469,447.84		5,469,447.84	5,222,439.87	247,007.97
(G) CASH DEFICIT OF PRECEDING YEAR	46-855- 2						
(H-1) TOTAL GENERAL APPROPRIATIONS FOR MUNICIPAL PURPOSES WITHIN "CAPS"	34-299	62,443,867.46	55,193,263.55		55,190,263.55	51,079,641.18	4,090,622.37

CURRENT FUND - APPROPRIATIONS

8. GENERAL APPROPRIATIONS	"FCOA"	APPROPRIATED				EXPENDED 2017	
(A) OPERATIONS - EXCLUDED FROM "CAPS"		FOR 2018	FOR 2017	FOR 2017 BY EMERGENCY APPROPRIATION	TOTAL FOR 2017 AS MODIFIED BY ALL TRANSFERS	PAID OR CHARGED	RESERVED
		XXXXXXXXXXXX	XXXXXXXXXXXX	XXXXXXXXXX	XXXXXXXXXXXX	XXXXXXXXXXXX	XXXXXXXXXXXX
MAINTENANCE OF FREE PUBLIC LIBRARY	29-220- 1	3,616,632.00	3,556,160.00		3,556,160.00	3,479,355.76	76,804.24
	29-220- 2						
LENGTH OF SERVICE AWARDS - VOLUNTEER DEFERRED COMP							
Other Expenses	30-410- 2	325,000.00	325,000.00		325,000.00	325,000.00	
RESERVE FOR TAX APPEALS							
Other Expenses	50-899- 2	200,000.00	200,000.00		200,000.00	200,000.00	
INSURANCE (NJSA 40A:4-45.3(00))							
Group Insurance for Employees	23-210- 2						
DECLARED STATE OF EMERGENCY COSTS FOR SNOW REMOVAL							
NJSA (40A:4-45.45(b)) and (40A:4-45.3(bb))							
Salaries & Wages	26-290- 1						
Other Expenses	26-290- 2						
TOTAL OTHER OPERATIONS - EXCLUDED FROM "CAPS"	34-300	4,141,632.00	4,081,160.00		4,081,160.00	4,004,355.76	76,804.24

CURRENT FUND - APPROPRIATIONS

8. GENERAL APPROPRIATIONS	"FCOA"	APPROPRIATED				EXPENDED 2017	
(A) OPERATIONS - EXCLUDED FROM "CAPS" (CONTINUED)		FOR 2018	FOR 2017	FOR 2017 BY EMERGENCY APPROPRIATION	TOTAL FOR 2017 AS MODIFIED BY ALL TRANSFERS	PAID OR CHARGED	RESERVED
TOTAL OTHER OPERATIONS - EXCLUDED FROM "CAPS"	34-300						

CURRENT FUND - APPROPRIATIONS

8. GENERAL APPROPRIATIONS	"FCOA"	APPROPRIATED				EXPENDED 2017	
(A) OPERATIONS - EXCLUDED FROM "CAPS" (CONTINUED)		FOR 2018	FOR 2017	FOR 2017 BY EMERGENCY APPROPRIATION	TOTAL FOR 2017 AS MODIFIED BY ALL TRANSFERS	PAID OR CHARGED	RESERVED
UNIFORM CONSTRUCTION CODE	XXXXXX	XXXXXXXXXXXXXX	XXXXXXXXXXXXXX	XXXXXXXXXXXXXX	XXXXXXXXXXXXXX	XXXXXXXXXXXXXX	XXXXXXXXXXXXXX
APPROPRIATIONS OFFSET BY INCREASED	XXXXXX	XXXXXXXXXXXXXX	XXXXXXXXXXXXXX	XXXXXXXXXXXXXX	XXXXXXXXXXXXXX	XXXXXXXXXXXXXX	XXXXXXXXXXXXXX
FEE REVENUES (N.J.A.C. 5:23-4.17)	XXXXXX	XXXXXXXXXXXXXX	XXXXXXXXXXXXXX	XXXXXXXXXXXXXX	XXXXXXXXXXXXXX	XXXXXXXXXXXXXX	XXXXXXXXXXXXXX
TOTAL UNIFORM CONSTRUCTION CODE APPROPRIATIONS	22-999						

CURRENT FUND - APPROPRIATIONS

8. GENERAL APPROPRIATIONS (A) OPERATIONS - EXCLUDED FROM "CAPS" (CONTINUED)	"FCOA"	APPROPRIATED				EXPENDED 2017	
		FOR 2018	FOR 2017	FOR 2017 BY EMERGENCY APPROPRIATION	TOTAL FOR 2017 AS MODIFIED BY ALL TRANSFERS	PAID OR CHARGED	RESERVED
INTERLOCAL MUNICIPAL SERVICE AGREEMENTS	XXXXXX	XXXXXXXXXXXXX	XXXXXXXXXXXXX	XXXXXXXXXXXXX	XXXXXXXXXXXXX	XXXXXXXXXXXXX	XXXXXXXXXXXXX
MIDDLETOWN BOARD OF EDUCATION AND FIRST AID	42-101 2						
Other Expenses	42-101 2	130,000.00	130,000.00		130,000.00	130,000.00	
JOINT DEFENSE FUND							
Other Expense	42-101 2		12,500.00		12,500.00	12,500.00	
MONMOUTH COUNTY SHUTTLE BUS MAINTENANCE							
Other Expenses	42-101 2	24,500.00	24,500.00		24,500.00	23,135.00	1,365.00
MONMOUTH COUNTY REGIONAL HEALTH SERVICES							
Salaries & Wages	42-101 1						
Other Expenses	42-101 2	154,757.00	142,059.00		145,059.00	145,059.00	
FAIR HAVEN SHARED SERVICE							
Other Expense - CFO Services	42-101 2	60,000.00	60,000.00		60,000.00	60,000.00	
Other Expenses-Tax Collector	42-101 2	18,000.00	18,000.00		18,000.00	18,000.00	
Other Expenses- QPA	42-101 2	5,000.00	5,000.00		5,000.00	4,000.00	1,000.00
MONMOUTH COUNTY DISPATCH SERVICES							
Salaries & Wages	42-101 1						
Other Expenses	42-101 2	492,200.00	492,200.00		492,200.00	492,200.00	
SHREWBURY PUBLIC ASSISTANCE SHARED SERVICES							
Salaries & Wages	42-101 1						
Other Expenses	42-101 2		2,500.00		2,500.00	2,500.00	
TOTAL INTERLOCAL MUNICIPAL SERVICE AGREEMENTS	42-999	884,457.00	886,759.00		889,759.00	887,394.00	2,365.00

CURRENT FUND - APPROPRIATIONS

8. GENERAL APPROPRIATIONS	"FCOA"	APPROPRIATED				EXPENDED 2017	
(A) OPERATIONS - EXCLUDED FROM "CAPS" (CONTINUED)		FOR 2018	FOR 2017	FOR 2017 BY EMERGENCY APPROPRIATION	TOTAL FOR 2017 AS MODIFIED BY ALL TRANSFERS	PAID OR CHARGED	RESERVED
ADDITIONAL APPROPRIATIONS OFFSET BY REVENUES (N.J.S. 40A:4-43.3H)		XXXXXXXXXXXXX	XXXXXXXXXXXXX	XXXXXXXXXXXXX	XXXXXXXXXXXXX	XXXXXXXXXXXXX	XXXXXXXXXXXXX
TOTAL ADDITIONAL APPROPRIATIONS OFFSET BY REVENUES (N.J.S. 40A:4-45.3H)	34-303						

CURRENT FUND - APPROPRIATIONS

8. GENERAL APPROPRIATIONS	"FCOA"	APPROPRIATED				EXPENDED 2017	
(A) OPERATIONS - EXCLUDED FROM "CAPS" (CONTINUED)		FOR 2018	FOR 2017	FOR 2017 BY EMERGENCY APPROPRIATION	TOTAL FOR 2017 AS MODIFIED BY ALL TRANSFERS	PAID OR CHARGED	RESERVED
PUBLIC AND PRIVATE PROGRAMS OFFSET BY REVENUES	XXXXXX	XXXXXXXXXXXX	XXXXXXXXXXXX	XXXXXXXXXXXX	XXXXXXXXXXXX	XXXXXXXXXXXX	XXXXXXXXXXXX
POLICE U DRIVE U TEXT U PAY DISTRACTED DRIVING CRACKDOWN							
Salaries and Wages	41-700 1		5,500.00		5,500.00	5,500.00	
DISCOVER NEW JERSEY HISTORY GRANT							
Other Expense	40-700 2		5,000.00		5,000.00	5,000.00	
RECYCLING TONNAGE GRANT							
Other Expense	41-700 2		115,672.34		115,672.34	115,672.34	
EMERGENCY MANAGEMENT GRANT							
Salaries and Wages	41-700 1		9,400.00		9,400.00	9,400.00	
CLEAN COMMUNITIES GRANT							
Salaries and Wages	41-700 1		149,431.54		149,431.54	149,431.54	
SUPERSTORM SANDY CDBG DISASTER RECOVERY							
Other Expense	41-700 2		19,116.00		19,116.00	19,116.00	
POLICE YEAR END HOLIDAY CRACKDOWN							
Salaries and Wages	41-700 1		5,500.00		5,500.00	5,500.00	
POLICE BAYSHORE SATURATION DWI ENFORCEMENT							
Salaries and Wages	41-700 1	16,500.00	16,500.00		16,500.00	16,500.00	

CURRENT FUND - APPROPRIATIONS

8. GENERAL APPROPRIATIONS	"FCOA"	APPROPRIATED				EXPENDED 2017	
(A) OPERATIONS - EXCLUDED FROM "CAPS" (CONTINUED)		FOR 2018	FOR 2017	FOR 2017 BY EMERGENCY APPROPRIATION	TOTAL FOR 2017 AS MODIFIED BY ALL TRANSFERS	PAID OR CHARGED	RESERVED
PUBLIC AND PRIVATE PROGRAMS OFFSET BY REVENUES	XXXXXX	XXXXXXXXXXXX	XXXXXXXXXXXX	XXXXXXXXXXXX	XXXXXXXXXXXX	XXXXXXXXXXXX	XXXXXXXXXXXX
POLICE CLICK IT OR TICKET							
Salaries and Wages	41-700 1		5,500.00		5,500.00	5,500.00	
POLICE PEDESTRIAN SAFETY GRANT							
Salaries and Wages	41-700 1		10,000.00		10,000.00	10,000.00	
DRIVE SOBER OR GET PULLED OVER							
Salaries and Wages	41-700 1		5,500.00		5,500.00	5,500.00	
MUNICIPAL ALLIANCE DEDR GRANT							
Salaries and Wages	41-700 1		30,000.00		30,000.00	30,000.00	
POLICE BODY ARMOR REPLACEMENT GRANT							
Other Expense	41-700 2		9,498.65		9,498.65	9,498.65	
SAFER GRANT							
Salaries and Wages	41-700 1		136,675.00		136,675.00	136,675.00	
SENIOR CITIZEN GRANT							
Salaries and Wages	41-700 1		32,500.00		32,500.00	32,500.00	
RECYCLING TONNAGE GRANT							
Other Expense	41-700 2		114,379.22		114,379.22	114,379.22	

CURRENT FUND - APPROPRIATIONS

8. GENERAL APPROPRIATIONS (A) OPERATIONS - EXCLUDED FROM "CAPS" (CONTINUED)	"FCOA"	APPROPRIATED				EXPENDED 2017	
		FOR 2018	FOR 2017	FOR 2017 BY EMERGENCY APPROPRIATION	TOTAL FOR 2017 AS MODIFIED BY ALL TRANSFERS	PAID OR CHARGED	RESERVED
PUBLIC AND PRIVATE PROGRAMS OFFSET BY REVENUES	XXXXXX	XXXXXXXXXXXXX	XXXXXXXXXXXXX	XXXXXXXXXXXXX	XXXXXXXXXXXXX	XXXXXXXXXXXXX	XXXXXXXXXXXXX
RECREATIONAL OPPORTUNITIES FOR INDIVIDUALS W/DISABILITIES							
Other Expense	41-700 2		20,000.00		20,000.00	20,000.00	
NJLM SUSTAINABLE JERSEY							
Other Expense	41-700 2		20,000.00		20,000.00	20,000.00	
TC DER MICROGRID PHASE 1 FEASIBILITY STUDY							
Other Expense	41-700 2		150,000.00		150,000.00	150,000.00	
EMERGENCY MANAGEMENT GRANT							
Salaries and Wages	41-700 1		10,000.00		10,000.00	10,000.00	
EMERGENCY MANAGEMENT GRANT							
Salaries and Wages	41-700 1		7,000.00		7,000.00	7,000.00	
MATCH FOR INDETERMINATE GRANTS							
Salaries and Wages	40-700 1	20,000.00	20,000.00		20,000.00	11,500.00	
							*
							*

CURRENT FUND - APPROPRIATIONS

8. GENERAL APPROPRIATIONS (A) OPERATIONS - EXCLUDED FROM "CAPS" (CONTINUED)	"FCOA"	APPROPRIATED				EXPENDED 2017	
		FOR 2018	FOR 2017	FOR 2017 BY EMERGENCY APPROPRIATION	TOTAL FOR 2017 AS MODIFIED BY ALL TRANSFERS	PAID OR CHARGED	RESERVED
PUBLIC AND PRIVATE PROGRAMS OFFSET BY REVENUES	XXXXXX	XXXXXXXXXXXX	XXXXXXXXXXXX	XXXXXXXXXXXX	XXXXXXXXXXXX	XXXXXXXXXXXX	XXXXXXXXXXXX

CURRENT FUND - APPROPRIATIONS

3. GENERAL APPROPRIATIONS (A) OPERATIONS - EXCLUDED FROM "CAPS" (CONTINUED)	"FCOA"	APPROPRIATED				EXPENDED 2017	
		FOR 2018	FOR 2017	FOR 2017 BY EMERGENCY APPROPRIATION	TOTAL FOR 2017 AS MODIFIED BY ALL TRANSFERS	PAID OR CHARGED	RESERVED
PUBLIC AND PRIVATE PROGRAMS OFFSET BY REVENUES (CONTINUED)	XXXXXX	XXXXXXXXXXXX	XXXXXXXXXXXX	XXXXXXXXXX	XXXXXXXXXXXX	XXXXXXXXXXXX	XXXXXXXXXXXX
TOTAL PUBLIC AND PRIVATE PROGRAMS OFFSET BY REVENUES	40-999	36,500.00	897,172.75		897,172.75	888,672.75	
TOTAL OPERATIONS-EXCLUDED FROM "CAPS"	34-305	5,062,589.00	5,865,091.75		5,868,091.75	5,780,422.51	79,169.24
DETAIL:							
SALARIES & WAGES	34-305-01	1,586,500.00	2,093,506.54		2,093,506.54	2,008,918.05	76,088.49
OTHER EXPENSES	34-305-02	3,476,089.00	3,771,585.21		3,774,585.21	3,771,504.46	3,080.75

CURRENT FUND - APPROPRIATIONS

3. GENERAL APPROPRIATIONS (C) CAPITAL IMPROVEMENTS - EXCLUDED FROM "CAPS"	"FCOA"	APPROPRIATED				EXPENDED 2017	
		FOR 2018	FOR 2017	FOR 2017 BY EMERGENCY APPROPRIATION	TOTAL FOR 2017 AS MODIFIED BY ALL TRANSFERS	PAID OR CHARGED	RESERVED
DOWN PAYMENTS ON IMPROVEMENTS	44-900- 2						
CAPITAL IMPROVEMENT FUND	44-901- 2	500,000.00	500,000.00	xxxxxxxxxxxxxx	500,000.00	500,000.00	
COMPUTER/TECHNOLOGY UPGRADES	44-902 2	120,000.00	163,000.00		163,000.00	162,841.98	158.02
PARK IMPROVEMENTS	44-903 2						
TURNOUT GEAR & EQUIPMENT	44-913 2	202,000.00	202,000.00		202,000.00	104,478.68	97,521.32
POLICE VEHICLES	44-915 2	270,000.00	211,500.00		211,500.00	211,500.00	

CURRENT FUND - APPROPRIATIONS

3. GENERAL APPROPRIATIONS (C) CAPITAL IMPROVEMENTS - EXCLUDED FROM "CAPS"	"FCOA"	APPROPRIATED				EXPENDED 2017	
		FOR 2018	FOR 2017	FOR 2017 BY EMERGENCY APPROPRIATION	TOTAL FOR 2017 AS MODIFIED BY ALL TRANSFERS	PAID OR CHARGED	RESERVED
PUBLIC AND PRIVATE PROGRAMS OFFSET BY REVENUES:	XXXXXX	XXXXXXXXXXXX	XXXXXXXXXXXX	XXXXXXXXXXXX	XXXXXXXXXXXX	XXXXXXXXXXXX	XXXXXXXXXXXX
NEW JERSEY TRANSPORTATION TRUST FUND AUTHORITY ACT	41-865- 2						*
TOTAL CAPITAL IMPROVEMENTS EXCLUDED FROM "CAPS"	44,999	1,092,000.00	1,076,500.00		1,076,500.00	978,820.66	97,679.34

CURRENT FUND - APPROPRIATIONS

8. GENERAL APPROPRIATIONS (D) MUNICIPAL DEBT SERVICE - EXCLUDED FROM "CAPS"	"FCOA"	APPROPRIATED				EXPENDED 2017	
		FOR 2018	FOR 2017	FOR 2017 BY EMERGENCY APPROPRIATION	TOTAL FOR 2017 AS MODIFIED BY ALL TRANSFERS	PAID OR CHARGED	RESERVED
PAYMENT OF BOND PRINCIPAL	45-920- 2	4,500,000.00	3,900,000.00		3,900,000.00	3,900,000.00	XXXXXXXXXXXX
PAYMENT OF BOND ANTICIPATION NOTES AND CAPITAL NOTES	45-925- 2	900,000.00	1,600,000.00		1,600,000.00		XXXXXXXXXXXX
INTEREST ON BONDS	45-930- 2	1,687,880.00	1,350,000.00		1,350,000.00	1,349,999.11	XXXXXXXXXXXX
INTEREST ON NOTES	45-935- 2	250,000.00	250,000.00		250,000.00	97,631.13	XXXXXXXXXXXX
GREEN TRUST LOAN PROGRAM:		XXXXXXXXXXXX	XXXXXXXXXXXX	XXXXXXXXXXXX	XXXXXXXXXXXX	XXXXXXXXXXXX	XXXXXXXXXXXX
LOAN REPAYMENTS FOR PRINCIPAL & INTEREST	45-940- 2	95,850.00	104,987.00		104,987.00	104,986.45	XXXXXXXXXXXX
							XXXXXXXXXXXX
							XXXXXXXXXXXX
							XXXXXXXXXXXX
CAPITAL LEASE OBLIGATIONS	45-941 2	169,000.00	168,000.00		168,000.00	167,436.10	XXXXXXXXXXXX
							XXXXXXXXXXXX
							XXXXXXXXXXXX
							XXXXXXXXXXXX
							XXXXXXXXXXXX
							XXXXXXXXXXXX
							XXXXXXXXXXXX
							XXXXXXXXXXXX
							XXXXXXXXXXXX
							XXXXXXXXXXXX
TOT. MUN. DEBT SERVICE - EXCLUDED FROM "CAPS"	45-999	7,602,730.00	7,372,987.00		7,372,987.00	5,620,052.79	XXXXXXXXXXXX

CURRENT FUND - APPROPRIATIONS

8. GENERAL APPROPRIATIONS (E) DEFERRED CHARGES - MUNICIPAL - EXCLUDED FROM "CAPS"	"FCOA"	APPROPRIATED				EXPENDED 2017	
		FOR 2018	FOR 2017	FOR 2017 BY EMERGENCY APPROPRIATION	TOTAL FOR 2017 AS MODIFIED BY ALL TRANSFERS	PAID OR CHARGED	RESERVED
(1) DEFERRED CHARGES:	XXXXXX	XXXXXXXXXXXX	XXXXXXXXXXXX	XXXXXXXXXXXX	XXXXXXXXXXXX	XXXXXXXXXXXX	XXXXXXXXXXXX
EMERGENCY AUTHORIZATIONS	46-870- 2			XXXXXXXXXXXX			XXXXXXXXXXXX
SPECIAL EMERGENCY AUTHORIZATIONS- 5 YEARS (N.J.S.A. 40A:4-55) HURRICANE SANDY	46-875- 2		316,000.00	XXXXXXXXXXXX	316,000.00	315,446.84	XXXXXXXXXXXX
SPECIAL EMERGENCY AUTHORIZATIONS- 3 YEARS (N.J.S.A. 40A:4-55.1 & 40A:4-55.13)	46-871- 2			XXXXXXXXXXXX			XXXXXXXXXXXX
Deferred Charges to Future Taxation Unfunded:				XXXXXXXXXXXX			XXXXXXXXXXXX
Ord #2010 - 3020	46-855 2		29,193.62	XXXXXXXXXXXX	29,193.62	29,193.62	XXXXXXXXXXXX
Ord #2011 - 3031	46-855 2		159,926.47	XXXXXXXXXXXX	159,926.47	159,926.47	XXXXXXXXXXXX
Ord #2011 - 3034	46-855 2		16,399.63	XXXXXXXXXXXX	16,399.63	16,399.63	XXXXXXXXXXXX
Ord #2011 - 3045	46-855 2		190,600.00	XXXXXXXXXXXX	190,600.00	190,600.00	XXXXXXXXXXXX
Ord #2012 - 3050	46-855 2		83,500.00	XXXXXXXXXXXX	83,500.00	83,500.00	XXXXXXXXXXXX
Ord #2012 - 3065/3072	46-855 2		240,200.00	XXXXXXXXXXXX	240,200.00	240,200.00	XXXXXXXXXXXX
Ord #2012 - 3070	46-855 2		86,743.00	XXXXXXXXXXXX	86,743.00	86,743.00	XXXXXXXXXXXX
Ord #2012 - 3087	46-855 2		181,754.28	XXXXXXXXXXXX	181,754.28	181,754.28	XXXXXXXXXXXX
Ord #2015 - 3141	46-855 2		582,455.00	XXXXXXXXXXXX	582,455.00	582,455.00	XXXXXXXXXXXX
Ord #2013 - 3091	46-855 2		323,475.00	XXXXXXXXXXXX	323,475.00	323,475.00	XXXXXXXXXXXX
Ord #2014 - 3011	46-855 2		613,400.00	XXXXXXXXXXXX	613,400.00	613,400.00	XXXXXXXXXXXX
Ord #2016 - 3178	46-855 2		667,353.00	XXXXXXXXXXXX	667,353.00	667,353.00	XXXXXXXXXXXX
TOTAL DEFERRED CHARGES - MUNICIPAL - EXCLUDED FROM "CAPS"	46-999		3,491,000.00	XXXXXXXXXXXX	3,491,000.00	3,490,446.84	XXXXXXXXXXXX
(F) JUDGMENTS (N.J.S.A. 40A:4-45.3CC)	37-480- 2	200,000.00	200,000.00		200,000.00	137,812.50	XXXXXXXXXXXX
(N) TRANSFERRED TO BOARD OF EDUCATION FOR USE OF LOCAL SCHOOLS (N.J.S.A. 40:48-17.1 & 17.3)	29-405- 2			XXXXXXXXXXXX			XXXXXXXXXXXX
				XXXXXXXXXXXX			XXXXXXXXXXXX
(G) WITH PRIOR CONSENT OF LOCAL FINANCE BOARD: CASH DEFICIT OF PRECEDING YEAR	46-885- 2			XXXXXXXXXXXX			XXXXXXXXXXXX
				XXXXXXXXXXXX			XXXXXXXXXXXX
(H-2) TOTAL GENERAL APPROPRIATIONS FOR MUNICIPAL PURPOSES EXCLUDED FROM "CAPS"	34-309	13,957,319.00	18,005,578.75		18,008,578.75	16,007,555.30	176,848.58

CURRENT FUND - APPROPRIATIONS

8. GENERAL APPROPRIATIONS	"FCOA"	APPROPRIATED				EXPENDED 2017	
		FOR 2018	FOR 2017	FOR 2017 BY EMERGENCY APPROPRIATION	TOTAL FOR 2017 AS MODIFIED BY ALL TRANSFERS	PAID OR CHARGED	RESERVED
FOR LOCAL DISTRICT SCHOOL PURPOSES- EXCLUDED FROM "CAPS"	XXXXXX	XXXXXXXXXX	XXXXXXXXXX	XXXXXXXXXX	XXXXXXXXXX	XXXXXXXXXX	XXXXXXXXXX
(1) TYPE 1 DISTRICT SCHOOL DEBT SERVICE	XXXXXX	XXXXXXXXXX	XXXXXXXXXX	XXXXXXXXXX	XXXXXXXXXX	XXXXXXXXXX	XXXXXXXXXX
PAYMENT OF BOND PRINCIPAL	48-900- 2						XXXXXXXXXX
PAYMENT OF BOND ANTICIPATION NOTES	48-900- 2						XXXXXXXXXX
INTEREST ON BONDS	48-900- 2						XXXXXXXXXX
INTEREST ON NOTES	48-900- 2						XXXXXXXXXX
							XXXXXXXXXX
TOTAL OF TYPE 1 DISTRICT SCHOOL DEBT SERVICE EXCLUDED FROM "CAPS"	48-999						XXXXXXXXXX
(J) DEFERRED CHARGES AND STAT. EXPENDITURES LOCAL SCHOOL-EXCLUDED FROM "CAPS"		XXXXXXXXXX	XXXXXXXXXX	XXXXXXXXXX	XXXXXXXXXX	XXXXXXXXXX	XXXXXXXXXX
EMERGENCY AUTHORIZATION-SCHOOLS	29-406			XXXXXXXXXX			XXXXXXXXXX
CAPITAL PROJECT FOR LAND,BUILD.OR EQUIP. N.J.S.A.18A:22-20	29-407						XXXXXXXXXX
TOTAL OF DEFER. CHARGES & STATUTORY. EXPEND- DITURES-LOCAL SCHOOL-EXCLUDED FROM "CAPS"	29-409						XXXXXXXXXX
(K) TOTAL MUNICIPAL. APPROP. FOR LOCAL DISTRICT SCHOOL PURPOSES (ITEMS (1) AND (J))-EXCLUDED FROM "CAPS"	29-410						XXXXXXXXXX
(O) TOTAL GENERAL APPROPRIATIONS - EXCLUDED FROM "CAPS"	34-399	13,957,319.00	18,005,578.75		18,008,578.75	16,007,555.30	176,848.58
(L) SUBTOTAL GENERAL APPROPRIATIONS {ITEMS (H-1) AND (O)}	34-400	76,401,186.46	73,198,842.30		73,198,842.30	67,087,196.48	4,267,470.95
(M) RESERVE FOR UNCOLLECTED TAXES	50-899- 2	1,200,000.00	1,200,000.00	XXXXXXXXXX	1,200,000.00	1,200,000.00	XXXXXXXXXX
9. TOTAL GENERAL APPROPRIATIONS	34-499	77,601,186.46	74,398,842.30		74,398,842.30	68,287,196.48	4,267,470.95

CURRENT FUND - APPROPRIATIONS

8. GENERAL APPROPRIATIONS		APPROPRIATED				EXPENDED 2017	
SUMMARY OF APPROPRIATIONS		FOR 2018	FOR 2017	FOR 2017 BY EMERGENCY APPROPRIATION	TOTAL FOR 2017 AS MODIFIED BY ALL TRANSFERS	PAID OR CHARGED	RESERVED
(A) OPERATIONS :							
(a+b) WITHIN "CAPS" - INCLUDING CONTINGENT	30005-00	56,360,135.46	49,723,815.71		49,720,815.71	45,857,201.31	3,843,614.40
STATUTORY EXPENDITURES	XXXXXX	6,083,732.00	5,467,355.00		5,467,355.00	5,220,347.03	247,007.97
(a) OPERATIONS - EXCLUDED FROM "CAPS"	XXXXXX	XXXXXXXXXX	XXXXXXXXXX	XXXXXXXXXX	XXXXXXXXXX	XXXXXXXXXX	XXXXXXXXXX
OTHER OPERATIONS	34-300	4,141,632.00	4,081,160.00		4,081,160.00	4,004,355.76	76,804.24
UNIFORM CONSTRUCTION CODE	22-999						
INTERLOCAL MUNICIPAL SERVICE AGREEMENTS	42-999	884,457.00	886,759.00		889,759.00	887,394.00	2,365.00
ADDITIONAL APPROPRIATIONS OFFSET BY REVs.	34-303						
PUBLIC & PRIVATE PROGS. OFFSET BY REVs.	40-999	36,500.00	897,172.75		897,172.75	888,672.75	
TOTAL OPERATIONS - EXCLUDED FROM "CAPS"	34-305	5,062,589.00	5,865,091.75		5,868,091.75	5,780,422.51	79,169.24
(C) CAPITAL IMPROVEMENTS	44-999	1,092,000.00	1,076,500.00		1,076,500.00	978,820.66	97,679.34
(D) MUNICIPAL DEBT SERVICE	45-999	7,602,730.00	7,372,987.00		7,372,987.00	5,620,052.79	XXXXXXXXXXXX
(E) TOTAL DEFERRED CHARGES (SHEET 18+28)	46-999		3,493,092.84		3,493,092.84	3,492,539.68	XXXXXXXXXXXX
(F) JUDGMENTS	37-480	200,000.00	200,000.00		200,000.00	137,812.50	XXXXXXXXXXXX
(G) CASH DEFICIT - WITH PRIOR CONSENT OF LFB	46-885						XXXXXXXXXXXX
(K) LOCAL DISTRICT SCHOOL PURPOSES	29-410						XXXXXXXXXXXX
(N) TRANSFERRED TO BOARD OF EDUCATION	29-405			XXXXXXXXXXXX			XXXXXXXXXXXX
(M) RESERVE FOR UNCOLLECTED TAXES	50-899	1,200,000.00	1,200,000.00	XXXXXXXXXXXX	1,200,000.00	1,200,000.00	XXXXXXXXXXXX
TOTAL GENERAL APPROPRIATION	34-499	77,601,186.46	74,398,842.30		74,398,842.30	68,287,196.48	4,267,470.95

DEDICATED WATER UTILITY BUDGET

10. DEDICATED REVENUES FROM WATER UTILITY	"FCOA"	ANTICIPATED		REALIZED IN CASH IN 2017
		2018	2017	
OPERATING SURPLUS ANTICIPATED	08-501			
OPERATING SURPLUS ANTICIPATED with PRIOR WRITTEN CONSENT of the DIRECTOR LOCAL GOVERNMENT SERVICES	08-502			
Total Operating Surplus Anticipated	08-500			
RENTS	08-503			
Special Items of Revenue Anticipated with Prior Written Consent of Director of Government Services	XXXXXXX	XXXXXXXXXXXXXXXXX	XXXXXXXXXXXXXXXXX	XXXXXXXXXXXXXXXXX
DEFICIT (GENERAL BUDGET)	08-549			
TOTAL WATER UTILITY REVENUES	91 07-00			

*NOTE: Use a separate set of sheets for each separate Utility.

All other utilities use sheets 33, 34 and 35

DEDICATED WATER UTILITY BUDGET- CONTINUED

11. APPROPRIATIONS FOR WATER UTILITY	"FCOA"	APPROPRIATED				EXPENDED 2017	
		2018	2017	FOR 2017 BY EMERGENCY APPROPRIATION	TOTAL FOR 2017 AS MODIFIED BY ALL TRANSFERS	PAID OR CHARGED	RESERVED
OPERATING:	XXXXXX	XXXXXXXXXXXXX	XXXXXXXXXXXXX	XXXXXXXXXXXXX	XXXXXXXXXXXXX	XXXXXXXXXXXXX	XXXXXXXXXXXXX
Salaries & Wages	55-501- 1						
Other Expenses	55-501- 2						
CAPITAL IMPROVEMENTS:	XXXXXX	XXXXXXXXXXXXX	XXXXXXXXXXXXX	XXXXXXXXXXXXX	XXXXXXXXXXXXX	XXXXXXXXXXXXX	XXXXXXXXXXXXX
Down Payments on Improvements	55-510- 2						
Capital Improvement Fund	55-511- 2						
DEBT SERVICE:	XXXXXX	XXXXXXXXXXXXX	XXXXXXXXXXXXX	XXXXXXXXXXXXX	XXXXXXXXXXXXX	XXXXXXXXXXXXX	XXXXXXXXXXXXX
Payment of Bond Principal	55-520- 2						XXXXXXXXXXXXX
Payment of Bond Anticipation & Capital Notes	55-521- 2						XXXXXXXXXXXXX
Interest on Bonds	55-522- 2						XXXXXXXXXXXXX
Interest on Notes	55-523- 2						
							XXXXXXXXXXXXX

DEDICATED WATER UTILITY BUDGET- CONTINUED

11. APPROPRIATIONS FOR WATER UTILITY	"FCOA"	APPROPRIATED			EXPENDED 2017		
		2018	2017	FOR 2017 BY EMERGENCY APPROPRIATION	TOTAL FOR 2017 AS MODIFIED BY ALL TRANSFERS	PAID OR CHARGED	RESERVED
DEFERRED CHARGES AND STATUTORY EXPENDITURES:	XXXXXX	XXXXXXXXXXXXXX	XXXXXXXXXXXXXX	XXXXXXXXXXXXXX	XXXXXXXXXXXXXX	XXXXXXXXXXXXXX	XXXXXXXXXXXXXX
DEFERRED CHARGES:	XXXXXX	XXXXXXXXXXXXXX	XXXXXXXXXXXXXX	XXXXXXXXXXXXXX	XXXXXXXXXXXXXX	XXXXXXXXXXXXXX	XXXXXXXXXXXXXX
Emergency Authorizations				XXXXXXXXXXXXXX			
				XXXXXXXXXXXXXX			
				XXXXXXXXXXXXXX			
				XXXXXXXXXXXXXX			
				XXXXXXXXXXXXXX			
				XXXXXXXXXXXXXX			
STATUTORY EXPENDITURES:	XXXXXX	XXXXXXXXXXXXXX	XXXXXXXXXXXXXX	XXXXXXXXXXXXXX	XXXXXXXXXXXXXX	XXXXXXXXXXXXXX	XXXXXXXXXXXXXX
Contribution To:							
Public Employees' Retirement System	55-540- 2						
Social Security System (O.A.S.I.)	55-541- 2						
Unemployment Compensation Insurance (N.J.S.A. 43:21-3 et. seq.)	55-542- 2						
JUDGMENTS	55-531- 2						
DEFICIT IN OPERATIONS IN PRIOR YEARS	55-532- 2						XXXXXXXXXXXXXX
SURPLUS (GENERAL BUDGET)	55-545- 2						XXXXXXXXXXXXXX
TOTAL WATER UTILITY APPROPRIATIONS	92109-00						

DEDICATED _____ UTILITY BUDGET

10. DEDICATED REVENUES FROM _____ UTILITY	"FCOA"	ANTICIPATED		REALIZED IN CASH IN 2017
		2018	2017	
OPERATING SURPLUS ANTICIPATED	08-501			
OPERATING SURPLUS ANTICIPATED with PRIOR WRITTEN CONSENT of the DIRECTOR LOCAL GOVERNMENT SERVICES	08-502			
Total Operating Surplus Anticipated	08-500			
RENTS	08-503			
Special Items of Revenue Anticipated with Prior Written Consent of Director of Government Services	XXXXXXX	XXXXXXXXXXXXX	XXXXXXXXXXXXX	XXXXXXXXXXXXX
DEFICIT (GENERAL BUDGET)	08-549			
TOTAL _____ UTILITY REVENUES	91 07-00			

*NOTE: Use a separate set of sheets for each separate Utility.

DEDICATED _____ UTILITY BUDGET- CONTINUED

11. APPROPRIATIONS FOR _____ UTILITY	"FCOA"	APPROPRIATED				EXPENDED 2017	
		2018	2017	FOR 2016 BY EMERGENCY APPROPRIATION	TOTAL FOR 2015 AS MODIFIED BY ALL TRANSFERS	PAID OR CHARGED	RESERVED
OPERATING:	XXXXXXX	XXXXXXXXXXXXXX	XXXXXXXXXXXXXX	XXXXXXXXXXXXXX	XXXXXXXXXXXXXX	XXXXXXXXXXXXXX	XXXXXXXXXXXXXX
Salaries & Wages	55-501- 1						
Other Expenses	55-501- 2						
CAPITAL IMPROVEMENTS:	XXXXXXX	XXXXXXXXXXXXXX	XXXXXXXXXXXXXX	XXXXXXXXXXXXXX	XXXXXXXXXXXXXX	XXXXXXXXXXXXXX	XXXXXXXXXXXXXX
Capital Improvement Fund	55-511- 2						
DEBT SERVICE:	XXXXXXX	XXXXXXXXXXXXXX	XXXXXXXXXXXXXX	XXXXXXXXXXXXXX	XXXXXXXXXXXXXX	XXXXXXXXXXXXXX	XXXXXXXXXXXXXX
Payment of Bond Principal	55-520- 2						XXXXXXXXXXXXXX
Payment of Bond Anticipation & Capital Notes	55-521- 2						XXXXXXXXXXXXXX
Interest on Bonds	55-522- 2						XXXXXXXXXXXXXX
							XXXXXXXXXXXXXX

DEDICATED _____ UTILITY BUDGET- CONTINUED

11. APPROPRIATIONS FOR _____ UTILITY	"FCOA"	APPROPRIATED			EXPENDED 2017		
		2018	2017	FOR 2016 BY EMERGENCY APPROPRIATION	TOTAL FOR 2015 AS MODIFIED BY ALL TRANSFERS	PAID OR CHARGED	RESERVED
DEFERRED CHARGES AND STATUTORY EXPENDITURES:	XXXXXX	XXXXXXXXXXXXXX	XXXXXXXXXXXXXX	XXXXXXXXXXXXXX	XXXXXXXXXXXXXX	XXXXXXXXXXXXXX	XXXXXXXXXXXXXX
DEFERRED CHARGES:	XXXXXX	XXXXXXXXXXXXXX	XXXXXXXXXXXXXX	XXXXXXXXXXXXXX	XXXXXXXXXXXXXX	XXXXXXXXXXXXXX	XXXXXXXXXXXXXX
Emergency Authorizations	55-530- 2			XXXXXXXXXXXXXX			
				XXXXXXXXXXXXXX			
				XXXXXXXXXXXXXX			
				XXXXXXXXXXXXXX			
				XXXXXXXXXXXXXX			
				XXXXXXXXXXXXXX			
STATUTORY EXPENDITURES:	XXXXXX	XXXXXXXXXXXXXX	XXXXXXXXXXXXXX	XXXXXXXXXXXXXX	XXXXXXXXXXXXXX	XXXXXXXXXXXXXX	XXXXXXXXXXXXXX
Contribution To:							
Public Employees' Retirement System	55-540- 2						
Social Security System (O.A.S.I.)	55-541- 2						
Unemployment Compensation Insurance (N.J.S.A. 43:21-3 et. seq.)	55-542- 2						
JUDGMENTS	55-531- 2						
DEFICIT IN OPERATIONS IN PRIOR YEARS	55-532- 2						XXXXXXXXXXXXXX
SURPLUS (GENERAL BUDGET)	55-545- 2						XXXXXXXXXXXXXX
TOTAL _____ UTILITY APPROPRIATIONS	92109-00						

DEDICATED ASSESSMENT BUDGET

14. DEDICATED REVENUES FROM	"FCOA"	ANTICIPATED		Realized in Cash in 2017
		2018	2017	
ASSESSMENT CASH	51-101			
DEFICIT	51-885			
TOTAL ASSESSMENT REVENUES	51-899			
15. APPROPRIATIONS FOR ASSESSMENT DEBT		APPROPRIATED		Expended 2017 Paid or Charged
		2018	2017	
PAYMENT OF BOND PRINCIPAL	51-920			
PAYMENT OF BOND ANTICIPATION NOTES	51-925			
TOTAL ASSESSMENT APPROPRIATIONS	51-999			

DEDICATED WATER UTILITY ASSESSMENT BUDGET

14. DEDICATED REVENUES FROM		APPROPRIATED		Expended 2017 Paid or Charged
		2018	2017	
ASSESSMENT CASH	51-101			
DEFICIT (_____ UTILITY BUDGET)	51-885			
TOTAL _____ UTILITY ASSESSMENT REVENUES	51-899			
15. APPROPRIATIONS FOR ASSESSMENT DEBT		APPROPRIATED		Expended 2017 Paid or Charged
		2018	2017	
PAYMENT OF BOND PRINCIPAL	51-920			
PAYMENT OF BOND ANTICIPATION NOTES	51-925			
TOTAL _____ UTILITY ASSESSMENT APPROPRIATIONS	51-999			

DEDICATED ASSESSMENT BUDGET

UTILITY

14. DEDICATED REVENUES FROM	APPROPRIATED		Expended 2017 Paid or Charged
	2018	2017	
ASSESSMENT CASH			
DEFICIT (_____ UTILITY BUDGET)			
TOTAL _____ UTILITY ASSESSMENT REVENUES			

15. APPROPRIATIONS FOR ASSESSMENT DEBT	APPROPRIATED		Expended 2017 Paid or Charged
	2018	2017	
PAYMENT OF BOND PRINCIPAL			
PAYMENT OF BOND ANTICIPATION NOTES			
TOTAL _____ UTILITY ASSESSMENT APPROPRIATIONS			

Dedication by Rider- (N.J.S. 40a:4-39) " The dedicated revenues anticipated during the year 2017 from Animal Control;, State or Federal Aid for Maintenance of Libraries, Bequest, Escheat; Federal Grant; Construction Code Fees Due Hackensak Meadowlands Development Commission;Outside Employment of Off-Duty Municipal Police Officers; Unemployment Compensation Insurance; Reimbursement of Sale of Gasoline to State Automobiles; State Training Fees - Uniform Construction Code Act: UCC - Long Branch/Keansburg Older Americans Act - Program Contributions; Municipal Alliance on Alcoholism and Drug Abuse - Program Income; Forfeiture, Recycling, Commuinty Development Block Grant Interlocal Enforcing Agency also Third Party Contracts and Self Insurance Reimbursements; Uniform Code Enforcement Fees; Law Enforcement Trust Fund Affinity Credit Card Receipts, Donations, Green Acre Receipts, Neighborhood Preservation Funds; Open Space Trust Fund; Snow Removal Expenses per NJS PL 2006 138 Acceptance of Bequests/Gifts NJSA 40A:5-29; Accumulatd Absences; Public Defender; Developer Fees, Emergency Services Donations, Clean Up of Shadow Lake Parking Offenses Adjudication Act, NJ Sales and Use Tax, Developers Escrow Fees-Basin Maintenance, Tonya Keller Center Donation-Recreation, Police Donations Uniform Fire Safety Act Penalties Monies (NJSA52:27D-192 et seq), Sidewalk Contributions Donations NJSA40A:5-29 are hereby anticipated as revenue and are hereby appropriated for the purposes to which said revenue is dedicated by statute or other legal requirement."

(Insert additional appropriate titles in space above when applicable, if resolution for rider has been approved by the Director)

APPENDIX TO BUDGET STATEMENT

CURRENT FUND BALANCE SHEET - DECEMBER 31, 2017

ASSETS		
Cash and Investments	1110100	\$48,450,419.90
Due From State of New Jersey (c. 20, P.L. 1971)	1111000	
Federal and State Grants Receivable	1110200	
Receivables with Offsetting Reserves:	xxxxxxx	
Taxes Receivables	1110300	14,792.61
Tax Title Liens Receivable	1110400	527,075.04
Property Acquired by Tax Title Lien Liquidation	1110500	206,000.00
Other Receivables	1110600	
Deferred Charges Required to be in 2018 Budget	1110700	
Deferred Charges Required to be in Budgets Subsequent to 2017	1110800	
TOTAL ASSETS	1110900	\$49,198,287.55
LIABILITIES, RESERVES AND SURPLUS		
*Cash Liabilities	2110100	\$31,905,249.22
Reserves for Receivables	2110200	747,867.65
Surplus	2110300	16,545,170.68
TOTAL LIABILITIES, RESERVES and SURPLUS		\$49,198,287.55

School Tax Levy Payable	2220110	\$69,079,624.00
Less: School Tax Deferred	2110200	61,820,000.00
*Balance included in Above "Other Payables"	2220300	\$7,259,624.00

COMPARATIVE STATEMENT OF CURRENT FUND OPERATIONS AND CHANGE IN CURRENT SURPLUS

		2017	2016
Surplus Balance, January 1st	2310100	\$10,153,961.94	\$9,939,309.30
Current Revenue on a Cash Basis: Current Taxes			
*(Percentage collected: 2017 99.68% 2016 99.83%)	2310200	230,987,006.99	225,394,458.67
Delinquent Taxes	2310300	69,515.97	52,360.61
Other Revenues and Additions to Income	2310400	26,810,601.56	19,678,477.44
TOTAL FUNDS	2310500	268,021,086.46	255,064,606.02
EXPENDITURES AND TAX REQUIREMENTS:			
Municipal Appropriations	2310600	71,354,667.43	70,855,726.47
School Taxes (including Local and Regional)	2310700	144,713,907.00	139,618,772.00
County Taxes (including Added Tax Amounts)	2310800	29,154,031.97	28,765,773.28
Municipal Open Space Taxes		2,144,733.64	2,086,707.17
Special District Taxes	2310900	3,390,300.00	3,390,300.00
Other Expenditures and Deductions from Income	2311000	718,275.74	193,365.16
Total Expenditures and Tax Requirements	2311100	251,475,915.78	244,910,644.08
LESS: Expenditures to be Raised by Future Taxes	2311200		
Total Adjusted Expenditures and Tax Requirements	2311300	251,475,915.78	244,910,644.08
Surplus Balance - December 31st	2311400	\$16,545,170.68	\$10,153,961.94

*Nearest even percentage may be used

Proposed Use of Current Fund Surplus in 2018 Budget

Surplus Balance December 31, 2017	2311500	\$16,545,170.68
Current Surplus Anticipated in - 2018 Budget	2311600	6,763,500.00
Surplus Balance Remaining	2311700	\$9,781,670.68

2018
CAPITAL BUDGET AND CAPITAL IMPROVEMENT PROGRAM

This section is included with the Annual Budget pursuant to N.J.A.C. 5:30-4 It does not in itself confer any authorization to raise or expend funds. Rather it is a document used as part of the local unit's planning and management program. Specific authorization to expend funds for purposes described in this section must be granted elsewhere, by a separate bond ordinance, by inclusion of a line item in the Capital Improvement Section of this budget, by an ordinance taking the money from the Capital Improvement Fund, or other lawful means.

CAPITAL BUDGET

- A plan for all capital expenditures for the current fiscal year.

if no Capital Budget is included, check the reason why:

_____ Total capital expenditures this year do not exceed \$25,000, including appropriations for Capital Improvement Fund, Capital Line Items and Down Payments on Improvements.

_____ No bond ordinances are planned this year.

CAPITAL IMPROVEMENT PROGRAM

- A multi - year list of planned capital projects, including the current year.

Check appropriate box for numbers of years covered, including current year:

_____ 3 years. (Population under 10,000)

 x 6 years. (Over 10,000 and all county governments)

_____ years. (Exceeding minimum time period)

_____ Check if municipality is under 10,000, has not expended more than \$25,000 annually for capital purposes in immediately previous three years, and is not adopting a capital improvement program.

NARRATIVE FOR CAPITAL IMPROVEMENT PROGRAM

The Mayor and Township Committee in presenting this Capital Improvement Program, is desirous of informing the residents and the taxpayers of the Township of its projected needs for the next six years. Serious consideration and deliberation was given prior to the insertion of several items listed within. The Capital Improvement Program is flexible in that it may be amended at anytime to increase or decrease the amounts and to add or delete items by resolution of the Township Committee.

**CAPITAL BUDGET (CURRENT YEAR ACTION)
2018**

LOCAL UNIT Township of Middletown

1 PROJECT TITLE	2 PROJECT NUMBER	3 ESTIMATED TOTAL COST	4 AMOUNTS RESERVED IN PRIOR YEARS	PLANNED FUNDING SERVICES FOR CURRENT YEAR - 2017					6 To Be Funded in Future Years
				5a 2016 Budget Appropriations	5b Capital Improve - ment Fund	5c Capital Surplus	5d Grants in Aid and Other Funds	5e Debt Authorized	
Various Buildings and Grounds Improvements	2018-1	563,000			28,150			534,850	
Various Road and Drainage Improvements	2018-2	140,000			7,000			133,000	
Flood Control Improvements	2018-3	300,000			15,000			285,000	
Various Emergency Response Vehicles	2018-4	774,000			38,700			735,300	
Various Technology Upgrades	2018-5	1,800,000			90,000			1,710,000	
Various Building Upgrades and Equipment	2018-6	12,000			600			11,400	
Various Emergency Response Equipment	2018-7	402,200			20,110			382,090	
Park Improvements	2018-8	150,000			7,500			142,500	
Various DPW Equipment	2018-9	726,000			36,300			689,700	
Various Municipal Vehicles	2018-10	60,000			3,000.00			57,000	
TOTALS - ALL PROJECTS		4,927,200.00			246,360			4,680,840	

6 YEAR CAPITAL PROGRAM - 2018 - 2023
Anticipated Project Schedule and Funding Requirements

LOCAL UNIT

Township of Middletown

1 PROJECT TITLE	2 PROJECT NUMBER	3 ESTIMATED TOTAL COST	4 ESTIMATED COMPLETION TIME	FUNDING AMOUNTS PER BUDGET YEAR					
				5a 2018	5b 2019	5c 2020	5d 2021	5e 2022	5f 2023
Various Buildings and Grounds Improvements	2018-1	563,000	2018	563,000					
Various Road and Drainage Improvements	2018-2	140,000	2018	140,000					
Flood Control Improvements	2018-3	300,000	2018	300,000					
Various Emergency Response Vehicles	2018-4	774,000	2018	774,000					
Various Technology Upgrades	2018-5	1,800,000	2018	1,800,000					
Various Building Upgrades and Equipment	2018-6	12,000	2018	12,000					
Various Emergency Response Equipment	2018-7	402,200	2018	402,200					
Park Improvements	2018-8	150,000	2018	150,000					
Various DPW Equipment	2018-9	726,000	2018	726,000					
Various Municipal Vehicles	2018-10	60,000	2018	60,000					
Various Road and Drainage Improvements	2019-1	2,200,000	2019		2,200,000				
Various Building Upgrades and Equipment	2019-2	950,000	2019		950,000				
Emergency Response Improvements & Equipment	2019-3	1,200,000	2019		1,200,000				
Park Improvements	2019-4	100,000	2019		100,000				
Various Municipal Vehicles	2019-5	120,000	2019		120,000				
TOTALS - ALL PROJECTS		\$9,497,200.00		\$4,927,200.00	\$4,570,000.00				

6 YEAR CAPITAL PROGRAM - 2018 - 2023
Anticipated Project Schedule and Funding Requirements

LOCAL UNIT Township of Middletown

1 PROJECT TITLE	2 PROJECT NUMBER	3 ESTIMATED TOTAL COST	4 ESTIMATED COMPLETION TIME	FUNDING AMOUNTS PER BUDGET YEAR					
				5a 2018	5b 2019	5c 2020	5d 2021	5e 2022	5f 2023
Various Technology Upgrades	2019-6	150,000	2019		150,000				
Emergency Response Improvements & Equipment	2020-1	550,000	2020			550,000			
Various Building Upgrades and Equipment	2020-2	125,000	2020			125,000			
Various Road and Drainage Improvements	2020-3	2,200,000	2020			2,200,000			
Park Improvements	2020-4	100,000	2020			100,000			
Various Municipal Vehicles	2020-5	50,000	2020			50,000			
Various Technology Upgrades	2020-6	125,000	2020			125,000			
Various Building Upgrades and Equipment	2021-1	204,000	2021				204,000		
Various Road and Drainage Improvements	2021-2	2,200,000	2021				2,200,000		
Emergency Response Improvements & Equipment	2021-3	1,300,000	2021				1,300,000		
Park Improvements	2021-4	100,000	2021				100,000		
Various Municipal Vehicles	2021-5	50,000	2021				50,000		
Various Technology Upgrades	2021-6	50,000	2021				50,000		
Various Building Upgrades and Equipment	2022-1	100,000	2022					100,000	
Various Road and Drainage Improvements	2022-2	2,500,000	2022					2,500,000	
TOTALS - ALL PROJECTS		\$9,804,000.00			\$150,000.00	\$3,150,000.00	\$3,904,000.00	\$2,600,000.00	

6 YEAR CAPITAL PROGRAM - 2018 - 2023
Anticipated Project Schedule and Funding Requirements

LOCAL UNIT Township of Middletown

1 PROJECT TITLE	2 PROJECT NUMBER	3 ESTIMATED TOTAL COST	4 ESTIMATED COMPLETION TIME	FUNDING AMOUNTS PER BUDGET YEAR					
				5a 2018	5b 2019	5c 2020	5d 2021	5e 2022	5f 2023
Emergency Response Improvements & Equipment	2022-3	500,000	2022					500,000	
Park Improvements	2022-4	100,000	2022					100,000	
Various Municipal Vehicles	2022-5	75,000	2022					75,000	
Various Technology Upgrades	2022-6	75,000	2022					75,000	
Various Building Upgrades and Equipment	2023-1	100,000	2023						100,000
Various Road and Drainage Improvements	2023-2	1,500,000	2023						1,500,000
Emergency Response Improvements & Equipment	2023-3	500,000	2023						500,000
Park Improvements	2023-4	100,000	2023						100,000
Various Municipal Vehicles	2023-5	75,000	2023						75,000
Various Buildings and Grounds Improvements	2023-6	500,000	2023						500,000
Various Emergency Response Vehicles	2023-7	750,000	2023						750,000
Various Technology Upgrades	2023-8	500,000	2023						500,000
TOTALS - ALL PROJECTS		\$4,775,000.00						\$750,000.00	\$4,025,000.00

**6 YEAR CAPITAL PROGRAM - 2018 - 2023
SUMMARY OF ANTICIPATED FUNDING SOURCES AND AMOUNTS**


LOCAL UNIT Township of Middletown

1 PROJECT TITLE	2 ESTIMATED TOTAL COST	BUDGET APPROPRIATIONS		4 CAPITAL IMPROVEMENT FUND	5 CAPITAL SURPLUS	6 GRANTS - IN - AID AND OTHER FUNDS	BONDS AND NOTES		
		3a CURRENT YEAR 2018	3b FUTURE YEARS				7a GENERAL	7b SELF LIQUIDATING	7c ASSESSMENT
Various Buildings and Grounds Improvements	1,063,000			53,150			1,009,850		
Various Road and Drainage Improvements	10,740,000			462,000		1,500,000	8,778,000		
Flood Control Improvements	300,000			15,000			285,000		
Various Emergency Response Vehicles	1,524,000			76,200			1,447,800		
Various Technology Upgrades	2,700,000			135,000			2,565,000		
Various Building Upgrades and Equipment	1,491,000			74,550			1,416,450		
Various Emergency Response Equipment	402,200			246,875			155,325		
Park Improvements	650,000			32,500			617,500		
Various DPW Equipment	726,000			36,300			689,700		
Various Municipal Vehicles	430,000			21,500			408,500		
Emergency Response Improvements &	4,050,000			202,500			3,847,500		
TOTALS - ALL PROJECTS	24,076,200			1,355,575		1,500,000	21,220,625		

SUMMARY OF APPROPRIATIONS

5. GENERAL APPROPRIATIONS:	XXXXXXXX	XXXXXXXXXXXXXX
Within "CAPS"	XXXXXXXX	XXXXXXXXXXXXXX
(a&b) Operations Including Contingent		\$56,360,135.46
(e) Deferred Charges and Statutory Expenditures - Municipal		6,083,732.00
Excluded from "CAPS"	XXXXXXXX	XXXXXXXXXXXXXX
(a) Operations - Total Operations Excluded from "CAPS"		5,062,589.00
(b) Capital Improvements		1,092,000.00
(d) Municipal Debt Service		7,602,730.00
(e) Deferred Charges - Municipal		
(f) Judgments		200,000.00
(n) Transferred to Board of Education for Use of Local Schools (N.J.S. 40:48-17.1 & 17.3)		
(g) Cash Deficit		
(k) For Local District School Purposes		
(m) Reserve for Uncollected Taxes (Included Other Reserves if Any)		1,200,000.00
6. SCHOOL APPROPRIATIONS - TYPE I SCHOOL DISTRICTS ONLY (N.J.S. 40A:4-13)		
TOTAL APPROPRIATIONS		\$77,601,186.46

It is hereby certified that the within budget is a true copy of the budget finally adopted by resolution of the Governing Body on the _____ 16th _____ day of _____ April _____, 2018. It is further certified that each item of revenue and appropriation is set forth in the same amount and by the same title as appeared in the 2017 approved budget and all amendments thereto, if any, which have been previously approved by the Director of Local Government Services.

Certified by me this _____ 16th _____ day of _____ April _____ 2018,  _____, Clerk
 Signature

COUNTY/MUNICIPAL OPEN SPACE, RECREATION, FARMLAND AND HISTORIC PRESERVATION TRUST FUND - UPDATED 06.14.2018

DEDICATED REVENUES FROM TRUST FUND	ANTICIPATED		REALIZED IN	APPROPRIATIONS	APPROPRIATED		EXPENDED 2017																																					
	2018	2017	2017		FOR 2018	FOR 2017	PAID OR CHARGED	RESERVED																																				
Amount To Be Raised By Taxation	2,172,982.76	2,137,111.11	2,144,733.64	Development of Lands for Recreation and Conservation:	XXXXXX	XXXXXX	XXXXXX	XXXXXX																																				
				Salaries & Wages																																								
Interest Income				Other Expenses																																								
				Maintenance of Lands for Recreation and Conservation:	XXXXXX	XXXXXX	XXXXXX	XXXXXX																																				
Reserve Funds:				Salaries & Wages																																								
				Other Expenses																																								
				Historic Preservation:	XXXXXX	XXXXXX	XXXXXX	XXXXXX																																				
				Salaries & Wages																																								
				Other Expenses																																								
Total Trust Fund Revenues:	2,172,982.76	2,137,111.11	2,144,733.64	Acquisition of Lands for Recreation and Conservation	200,000.00	75,000.00		75,000.00																																				
<table border="1"> <thead> <tr> <th colspan="3">SUMMARY OF PROGRAM</th> </tr> </thead> <tbody> <tr> <td>Year Referendum Passed/ Implemented</td> <td></td> <td align="right">1998</td> </tr> <tr> <td></td> <td></td> <td align="center">(Date)</td> </tr> <tr> <td>Rate Assessed:</td> <td align="right">\$</td> <td align="right">0.02</td> </tr> <tr> <td>Total Tax Collected to date:</td> <td align="right">\$</td> <td align="right">\$22,237,581.72</td> </tr> <tr> <td>Total Expended to date:</td> <td align="right">\$</td> <td align="right">\$27,222,537.20</td> </tr> <tr> <td>Total Acreage Preserved to date:</td> <td></td> <td align="right">234.60</td> </tr> <tr> <td></td> <td></td> <td align="center">(Acres)</td> </tr> <tr> <td>Recreation land preserved in 2012:</td> <td></td> <td></td> </tr> <tr> <td></td> <td></td> <td align="center">(Acres)</td> </tr> <tr> <td>Farmland Preserved in 2012</td> <td></td> <td></td> </tr> <tr> <td></td> <td></td> <td align="center">(Acres)</td> </tr> </tbody> </table>				SUMMARY OF PROGRAM			Year Referendum Passed/ Implemented		1998			(Date)	Rate Assessed:	\$	0.02	Total Tax Collected to date:	\$	\$22,237,581.72	Total Expended to date:	\$	\$27,222,537.20	Total Acreage Preserved to date:		234.60			(Acres)	Recreation land preserved in 2012:					(Acres)	Farmland Preserved in 2012					(Acres)	Acquisition of Farmland				0.00
				SUMMARY OF PROGRAM																																								
				Year Referendum Passed/ Implemented		1998																																						
						(Date)																																						
				Rate Assessed:	\$	0.02																																						
				Total Tax Collected to date:	\$	\$22,237,581.72																																						
				Total Expended to date:	\$	\$27,222,537.20																																						
				Total Acreage Preserved to date:		234.60																																						
						(Acres)																																						
				Recreation land preserved in 2012:																																								
		(Acres)																																										
Farmland Preserved in 2012																																												
		(Acres)																																										
<table border="1"> <thead> <tr> <th colspan="3">SUMMARY OF PROGRAM</th> </tr> </thead> <tbody> <tr> <td>Year Referendum Passed/ Implemented</td> <td></td> <td align="right">1998</td> </tr> <tr> <td></td> <td></td> <td align="center">(Date)</td> </tr> <tr> <td>Rate Assessed:</td> <td align="right">\$</td> <td align="right">0.02</td> </tr> <tr> <td>Total Tax Collected to date:</td> <td align="right">\$</td> <td align="right">\$22,237,581.72</td> </tr> <tr> <td>Total Expended to date:</td> <td align="right">\$</td> <td align="right">\$27,222,537.20</td> </tr> <tr> <td>Total Acreage Preserved to date:</td> <td></td> <td align="right">234.60</td> </tr> <tr> <td></td> <td></td> <td align="center">(Acres)</td> </tr> <tr> <td>Recreation land preserved in 2012:</td> <td></td> <td></td> </tr> <tr> <td></td> <td></td> <td align="center">(Acres)</td> </tr> <tr> <td>Farmland Preserved in 2012</td> <td></td> <td></td> </tr> <tr> <td></td> <td></td> <td align="center">(Acres)</td> </tr> </tbody> </table>				SUMMARY OF PROGRAM			Year Referendum Passed/ Implemented		1998			(Date)	Rate Assessed:	\$	0.02	Total Tax Collected to date:	\$	\$22,237,581.72	Total Expended to date:	\$	\$27,222,537.20	Total Acreage Preserved to date:		234.60			(Acres)	Recreation land preserved in 2012:					(Acres)	Farmland Preserved in 2012					(Acres)	Down Payment on Improvements				
				SUMMARY OF PROGRAM																																								
				Year Referendum Passed/ Implemented		1998																																						
						(Date)																																						
				Rate Assessed:	\$	0.02																																						
				Total Tax Collected to date:	\$	\$22,237,581.72																																						
				Total Expended to date:	\$	\$27,222,537.20																																						
				Total Acreage Preserved to date:		234.60																																						
						(Acres)																																						
				Recreation land preserved in 2012:																																								
		(Acres)																																										
Farmland Preserved in 2012																																												
		(Acres)																																										
<table border="1"> <thead> <tr> <th colspan="3">SUMMARY OF PROGRAM</th> </tr> </thead> <tbody> <tr> <td>Year Referendum Passed/ Implemented</td> <td></td> <td align="right">1998</td> </tr> <tr> <td></td> <td></td> <td align="center">(Date)</td> </tr> <tr> <td>Rate Assessed:</td> <td align="right">\$</td> <td align="right">0.02</td> </tr> <tr> <td>Total Tax Collected to date:</td> <td align="right">\$</td> <td align="right">\$22,237,581.72</td> </tr> <tr> <td>Total Expended to date:</td> <td align="right">\$</td> <td align="right">\$27,222,537.20</td> </tr> <tr> <td>Total Acreage Preserved to date:</td> <td></td> <td align="right">234.60</td> </tr> <tr> <td></td> <td></td> <td align="center">(Acres)</td> </tr> <tr> <td>Recreation land preserved in 2012:</td> <td></td> <td></td> </tr> <tr> <td></td> <td></td> <td align="center">(Acres)</td> </tr> <tr> <td>Farmland Preserved in 2012</td> <td></td> <td></td> </tr> <tr> <td></td> <td></td> <td align="center">(Acres)</td> </tr> </tbody> </table>				SUMMARY OF PROGRAM			Year Referendum Passed/ Implemented		1998			(Date)	Rate Assessed:	\$	0.02	Total Tax Collected to date:	\$	\$22,237,581.72	Total Expended to date:	\$	\$27,222,537.20	Total Acreage Preserved to date:		234.60			(Acres)	Recreation land preserved in 2012:					(Acres)	Farmland Preserved in 2012					(Acres)	Debt Service:	XXXXXX	XXXXXX	XXXXXX	XXXXXX
				SUMMARY OF PROGRAM																																								
				Year Referendum Passed/ Implemented		1998																																						
						(Date)																																						
				Rate Assessed:	\$	0.02																																						
				Total Tax Collected to date:	\$	\$22,237,581.72																																						
				Total Expended to date:	\$	\$27,222,537.20																																						
				Total Acreage Preserved to date:		234.60																																						
						(Acres)																																						
				Recreation land preserved in 2012:																																								
		(Acres)																																										
Farmland Preserved in 2012																																												
		(Acres)																																										
<table border="1"> <thead> <tr> <th colspan="3">SUMMARY OF PROGRAM</th> </tr> </thead> <tbody> <tr> <td>Year Referendum Passed/ Implemented</td> <td></td> <td align="right">1998</td> </tr> <tr> <td></td> <td></td> <td align="center">(Date)</td> </tr> <tr> <td>Rate Assessed:</td> <td align="right">\$</td> <td align="right">0.02</td> </tr> <tr> <td>Total Tax Collected to date:</td> <td align="right">\$</td> <td align="right">\$22,237,581.72</td> </tr> <tr> <td>Total Expended to date:</td> <td align="right">\$</td> <td align="right">\$27,222,537.20</td> </tr> <tr> <td>Total Acreage Preserved to date:</td> <td></td> <td align="right">234.60</td> </tr> <tr> <td></td> <td></td> <td align="center">(Acres)</td> </tr> <tr> <td>Recreation land preserved in 2012:</td> <td></td> <td></td> </tr> <tr> <td></td> <td></td> <td align="center">(Acres)</td> </tr> <tr> <td>Farmland Preserved in 2012</td> <td></td> <td></td> </tr> <tr> <td></td> <td></td> <td align="center">(Acres)</td> </tr> </tbody> </table>				SUMMARY OF PROGRAM			Year Referendum Passed/ Implemented		1998			(Date)	Rate Assessed:	\$	0.02	Total Tax Collected to date:	\$	\$22,237,581.72	Total Expended to date:	\$	\$27,222,537.20	Total Acreage Preserved to date:		234.60			(Acres)	Recreation land preserved in 2012:					(Acres)	Farmland Preserved in 2012					(Acres)	Payment of Bond Principal	1,141,721.00	1,298,418.00	1,275,555.00	XXXXXX
				SUMMARY OF PROGRAM																																								
				Year Referendum Passed/ Implemented		1998																																						
						(Date)																																						
				Rate Assessed:	\$	0.02																																						
				Total Tax Collected to date:	\$	\$22,237,581.72																																						
				Total Expended to date:	\$	\$27,222,537.20																																						
				Total Acreage Preserved to date:		234.60																																						
						(Acres)																																						
				Recreation land preserved in 2012:																																								
		(Acres)																																										
Farmland Preserved in 2012																																												
		(Acres)																																										
<table border="1"> <thead> <tr> <th colspan="3">SUMMARY OF PROGRAM</th> </tr> </thead> <tbody> <tr> <td>Year Referendum Passed/ Implemented</td> <td></td> <td align="right">1998</td> </tr> <tr> <td></td> <td></td> <td align="center">(Date)</td> </tr> <tr> <td>Rate Assessed:</td> <td align="right">\$</td> <td align="right">0.02</td> </tr> <tr> <td>Total Tax Collected to date:</td> <td align="right">\$</td> <td align="right">\$22,237,581.72</td> </tr> <tr> <td>Total Expended to date:</td> <td align="right">\$</td> <td align="right">\$27,222,537.20</td> </tr> <tr> <td>Total Acreage Preserved to date:</td> <td></td> <td align="right">234.60</td> </tr> <tr> <td></td> <td></td> <td align="center">(Acres)</td> </tr> <tr> <td>Recreation land preserved in 2012:</td> <td></td> <td></td> </tr> <tr> <td></td> <td></td> <td align="center">(Acres)</td> </tr> <tr> <td>Farmland Preserved in 2012</td> <td></td> <td></td> </tr> <tr> <td></td> <td></td> <td align="center">(Acres)</td> </tr> </tbody> </table>				SUMMARY OF PROGRAM			Year Referendum Passed/ Implemented		1998			(Date)	Rate Assessed:	\$	0.02	Total Tax Collected to date:	\$	\$22,237,581.72	Total Expended to date:	\$	\$27,222,537.20	Total Acreage Preserved to date:		234.60			(Acres)	Recreation land preserved in 2012:					(Acres)	Farmland Preserved in 2012					(Acres)	Payment of Bond Anticipation Notes and Capital Notes				XXXXXX
				SUMMARY OF PROGRAM																																								
				Year Referendum Passed/ Implemented		1998																																						
						(Date)																																						
				Rate Assessed:	\$	0.02																																						
				Total Tax Collected to date:	\$	\$22,237,581.72																																						
				Total Expended to date:	\$	\$27,222,537.20																																						
				Total Acreage Preserved to date:		234.60																																						
						(Acres)																																						
				Recreation land preserved in 2012:																																								
		(Acres)																																										
Farmland Preserved in 2012																																												
		(Acres)																																										
<table border="1"> <thead> <tr> <th colspan="3">SUMMARY OF PROGRAM</th> </tr> </thead> <tbody> <tr> <td>Year Referendum Passed/ Implemented</td> <td></td> <td align="right">1998</td> </tr> <tr> <td></td> <td></td> <td align="center">(Date)</td> </tr> <tr> <td>Rate Assessed:</td> <td align="right">\$</td> <td align="right">0.02</td> </tr> <tr> <td>Total Tax Collected to date:</td> <td align="right">\$</td> <td align="right">\$22,237,581.72</td> </tr> <tr> <td>Total Expended to date:</td> <td align="right">\$</td> <td align="right">\$27,222,537.20</td> </tr> <tr> <td>Total Acreage Preserved to date:</td> <td></td> <td align="right">234.60</td> </tr> <tr> <td></td> <td></td> <td align="center">(Acres)</td> </tr> <tr> <td>Recreation land preserved in 2012:</td> <td></td> <td></td> </tr> <tr> <td></td> <td></td> <td align="center">(Acres)</td> </tr> <tr> <td>Farmland Preserved in 2012</td> <td></td> <td></td> </tr> <tr> <td></td> <td></td> <td align="center">(Acres)</td> </tr> </tbody> </table>				SUMMARY OF PROGRAM			Year Referendum Passed/ Implemented		1998			(Date)	Rate Assessed:	\$	0.02	Total Tax Collected to date:	\$	\$22,237,581.72	Total Expended to date:	\$	\$27,222,537.20	Total Acreage Preserved to date:		234.60			(Acres)	Recreation land preserved in 2012:					(Acres)	Farmland Preserved in 2012					(Acres)	Interest on Bonds	346,615.00	400,454.00	391,123.14	XXXXXX
				SUMMARY OF PROGRAM																																								
				Year Referendum Passed/ Implemented		1998																																						
						(Date)																																						
				Rate Assessed:	\$	0.02																																						
				Total Tax Collected to date:	\$	\$22,237,581.72																																						
				Total Expended to date:	\$	\$27,222,537.20																																						
				Total Acreage Preserved to date:		234.60																																						
						(Acres)																																						
				Recreation land preserved in 2012:																																								
		(Acres)																																										
Farmland Preserved in 2012																																												
		(Acres)																																										
<table border="1"> <thead> <tr> <th colspan="3">SUMMARY OF PROGRAM</th> </tr> </thead> <tbody> <tr> <td>Year Referendum Passed/ Implemented</td> <td></td> <td align="right">1998</td> </tr> <tr> <td></td> <td></td> <td align="center">(Date)</td> </tr> <tr> <td>Rate Assessed:</td> <td align="right">\$</td> <td align="right">0.02</td> </tr> <tr> <td>Total Tax Collected to date:</td> <td align="right">\$</td> <td align="right">\$22,237,581.72</td> </tr> <tr> <td>Total Expended to date:</td> <td align="right">\$</td> <td align="right">\$27,222,537.20</td> </tr> <tr> <td>Total Acreage Preserved to date:</td> <td></td> <td align="right">234.60</td> </tr> <tr> <td></td> <td></td> <td align="center">(Acres)</td> </tr> <tr> <td>Recreation land preserved in 2012:</td> <td></td> <td></td> </tr> <tr> <td></td> <td></td> <td align="center">(Acres)</td> </tr> <tr> <td>Farmland Preserved in 2012</td> <td></td> <td></td> </tr> <tr> <td></td> <td></td> <td align="center">(Acres)</td> </tr> </tbody> </table>				SUMMARY OF PROGRAM			Year Referendum Passed/ Implemented		1998			(Date)	Rate Assessed:	\$	0.02	Total Tax Collected to date:	\$	\$22,237,581.72	Total Expended to date:	\$	\$27,222,537.20	Total Acreage Preserved to date:		234.60			(Acres)	Recreation land preserved in 2012:					(Acres)	Farmland Preserved in 2012					(Acres)	Interest on Notes				XXXXXX
				SUMMARY OF PROGRAM																																								
				Year Referendum Passed/ Implemented		1998																																						
						(Date)																																						
				Rate Assessed:	\$	0.02																																						
				Total Tax Collected to date:	\$	\$22,237,581.72																																						
				Total Expended to date:	\$	\$27,222,537.20																																						
				Total Acreage Preserved to date:		234.60																																						
						(Acres)																																						
				Recreation land preserved in 2012:																																								
		(Acres)																																										
Farmland Preserved in 2012																																												
		(Acres)																																										
<table border="1"> <thead> <tr> <th colspan="3">SUMMARY OF PROGRAM</th> </tr> </thead> <tbody> <tr> <td>Year Referendum Passed/ Implemented</td> <td></td> <td align="right">1998</td> </tr> <tr> <td></td> <td></td> <td align="center">(Date)</td> </tr> <tr> <td>Rate Assessed:</td> <td align="right">\$</td> <td align="right">0.02</td> </tr> <tr> <td>Total Tax Collected to date:</td> <td align="right">\$</td> <td align="right">\$22,237,581.72</td> </tr> <tr> <td>Total Expended to date:</td> <td align="right">\$</td> <td align="right">\$27,222,537.20</td> </tr> <tr> <td>Total Acreage Preserved to date:</td> <td></td> <td align="right">234.60</td> </tr> <tr> <td></td> <td></td> <td align="center">(Acres)</td> </tr> <tr> <td>Recreation land preserved in 2012:</td> <td></td> <td></td> </tr> <tr> <td></td> <td></td> <td align="center">(Acres)</td> </tr> <tr> <td>Farmland Preserved in 2012</td> <td></td> <td></td> </tr> <tr> <td></td> <td></td> <td align="center">(Acres)</td> </tr> </tbody> </table>				SUMMARY OF PROGRAM			Year Referendum Passed/ Implemented		1998			(Date)	Rate Assessed:	\$	0.02	Total Tax Collected to date:	\$	\$22,237,581.72	Total Expended to date:	\$	\$27,222,537.20	Total Acreage Preserved to date:		234.60			(Acres)	Recreation land preserved in 2012:					(Acres)	Farmland Preserved in 2012					(Acres)	Reserve for Future Use	484,646.76	363,239.11	43,272.32	
				SUMMARY OF PROGRAM																																								
				Year Referendum Passed/ Implemented		1998																																						
						(Date)																																						
				Rate Assessed:	\$	0.02																																						
				Total Tax Collected to date:	\$	\$22,237,581.72																																						
				Total Expended to date:	\$	\$27,222,537.20																																						
				Total Acreage Preserved to date:		234.60																																						
						(Acres)																																						
				Recreation land preserved in 2012:																																								
		(Acres)																																										
Farmland Preserved in 2012																																												
		(Acres)																																										
<table border="1"> <thead> <tr> <th colspan="3">SUMMARY OF PROGRAM</th> </tr> </thead> <tbody> <tr> <td>Year Referendum Passed/ Implemented</td> <td></td> <td align="right">1998</td> </tr> <tr> <td></td> <td></td> <td align="center">(Date)</td> </tr> <tr> <td>Rate Assessed:</td> <td align="right">\$</td> <td align="right">0.02</td> </tr> <tr> <td>Total Tax Collected to date:</td> <td align="right">\$</td> <td align="right">\$22,237,581.72</td> </tr> <tr> <td>Total Expended to date:</td> <td align="right">\$</td> <td align="right">\$27,222,537.20</td> </tr> <tr> <td>Total Acreage Preserved to date:</td> <td></td> <td align="right">234.60</td> </tr> <tr> <td></td> <td></td> <td align="center">(Acres)</td> </tr> <tr> <td>Recreation land preserved in 2012:</td> <td></td> <td></td> </tr> <tr> <td></td> <td></td> <td align="center">(Acres)</td> </tr> <tr> <td>Farmland Preserved in 2012</td> <td></td> <td></td> </tr> <tr> <td></td> <td></td> <td align="center">(Acres)</td> </tr> </tbody> </table>				SUMMARY OF PROGRAM			Year Referendum Passed/ Implemented		1998			(Date)	Rate Assessed:	\$	0.02	Total Tax Collected to date:	\$	\$22,237,581.72	Total Expended to date:	\$	\$27,222,537.20	Total Acreage Preserved to date:		234.60			(Acres)	Recreation land preserved in 2012:					(Acres)	Farmland Preserved in 2012					(Acres)	Total Trust Fund Appropriations	2,172,982.76	2,137,111.11	1,709,950.46	75,000.00
				SUMMARY OF PROGRAM																																								
				Year Referendum Passed/ Implemented		1998																																						
						(Date)																																						
				Rate Assessed:	\$	0.02																																						
				Total Tax Collected to date:	\$	\$22,237,581.72																																						
				Total Expended to date:	\$	\$27,222,537.20																																						
				Total Acreage Preserved to date:		234.60																																						
						(Acres)																																						
				Recreation land preserved in 2012:																																								
		(Acres)																																										
Farmland Preserved in 2012																																												
		(Acres)																																										

**Annual List of Change Orders Approved
Pursuant to N.J.A.C. 5:30-11**

Contracting Unit: Township of Middletown

Year Ending: December 31, 2017

The following is a complete list of all change orders which caused the originally awarded contract price to be exceeded by more than 20 percent. For regulatory details please consult N.J.A.C. 5:30-11.1 et. seq. Please identify each change order by name of project.

1. 2015 Highway Resurfacing Contract - 15-02

2.

3.


4.

For each change order listed above, submit with introduced budget a copy of governing body resolution authorizing the change order and an Affidavit of Publication for the newspaper notice required by N.J.A.C. 5:30-11.9(d). (Affidavit must include a copy of the newspaper notice.)

If you have not had a change order exceeding 20 percent threshold for the year indicated above please check here and certify below.

3/19/2018

Date



Clerk of Governing Body